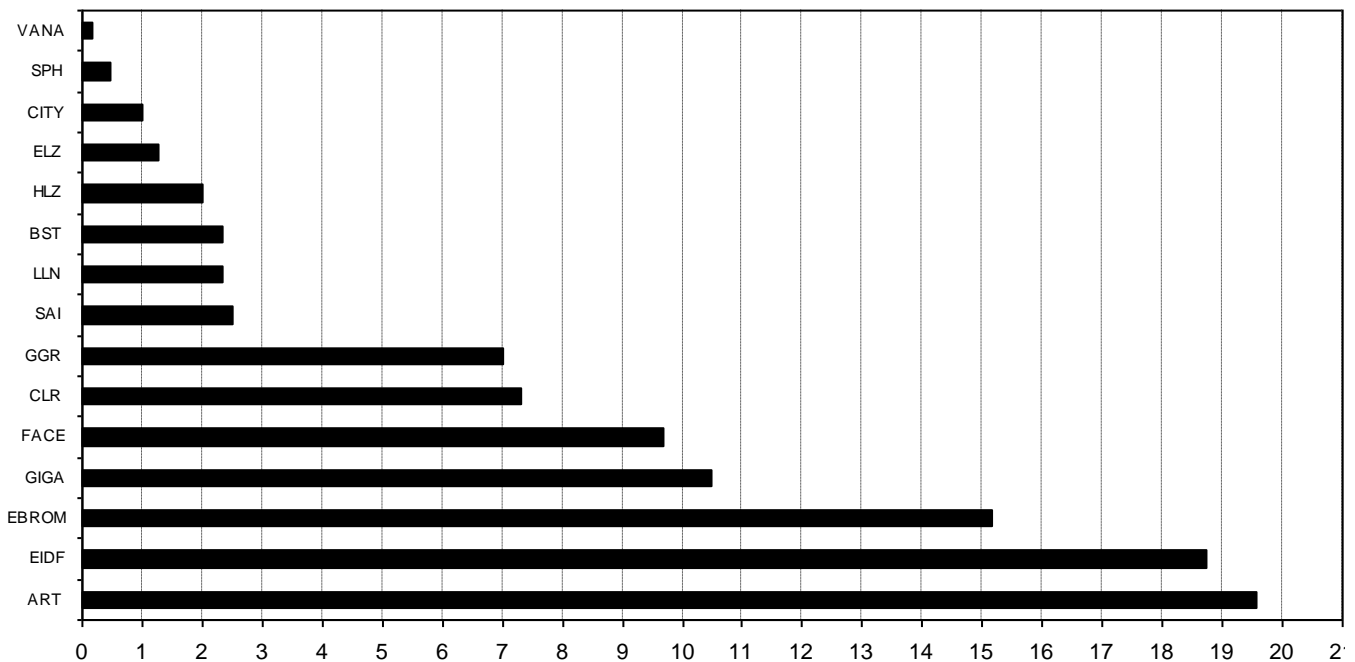


**Composición del índice IBEX GROWTH MARKET 15 al cierre de: 26/03/2025 antes de ajuste**  
*Index constituents of IBEX GROWTH MARKET 15 at the closing of: 26/03/2025 before adjustment*

Cód. Sym.	Valor Company	Ajuste Free-Float Free-Float Adjust.	# Acciones # Shares	Cierre € Closing €	Capitalización € Capitalisation €	% Ponderación % Weighting
ART	ARTECHE	20%	11.418.803	8,0000	91.350.424,0000	19,57
EIDF	EIDF	40%	18.269.525	4,7850	87.419.677,1250	18,73
EBRO	EV MOTORS	20%	9.558.385	7,4000	70.732.049,0000	15,15
GIGA	GIGAS HOSTIN	70%	8.151.056	6,0000	48.906.336,0000	10,48
FACE	FACEPHI BIO	80%	19.427.767	2,3300	45.266.697,1100	9,70
CLR	CLERHP ESTR.	60%	8.878.100	3,8400	34.091.904,0000	7,30
GGR	GREENING	20%	5.820.455	5,6200	32.710.957,1000	7,01
SAI	SUBSTRATE AI	80%	104.928.679	0,1116	11.710.040,5764	2,51
LLN	LLEIDANETWOR	60%	9.629.966	1,1350	10.930.011,4100	2,34
BST	BIOTECHNOLOG	50%	33.378.435	0,3250	10.847.991,3750	2,32
HLZ	HOLALUZ	30%	6.566.616	1,4150	9.291.761,6400	1,99
ELZ	ELZINC	40%	51.420.666	0,1155	5.939.086,9230	1,27
CITY	INTERCITY	90%	10.384.984	0,4500	4.673.242,8000	1,00
SPH	SOLARPROFIT	20%	3.925.800	0,5600	2.198.448,0000	0,47
VAN	VANADI COFFE	90%	33.584.132	0,0230	772.435,0360	0,17
<b>335.343.369</b>						<b>100,00</b>

**IBEX GROWTH MARKET 15 de cierre: ##### Capitalización total IBEX GROWTH MARKET 15: 466.841.062,0954 €**

**% Ponderación IBEX GROWTH MARKET 15**



## Composición del índice IBEX GROWTH MARKET 15 al cierre de: 26/03/2025 después de ajuste

Index constituents of IBEX GROWTH MARKET 15 at the closing of: 26/03/2025 after adjustment

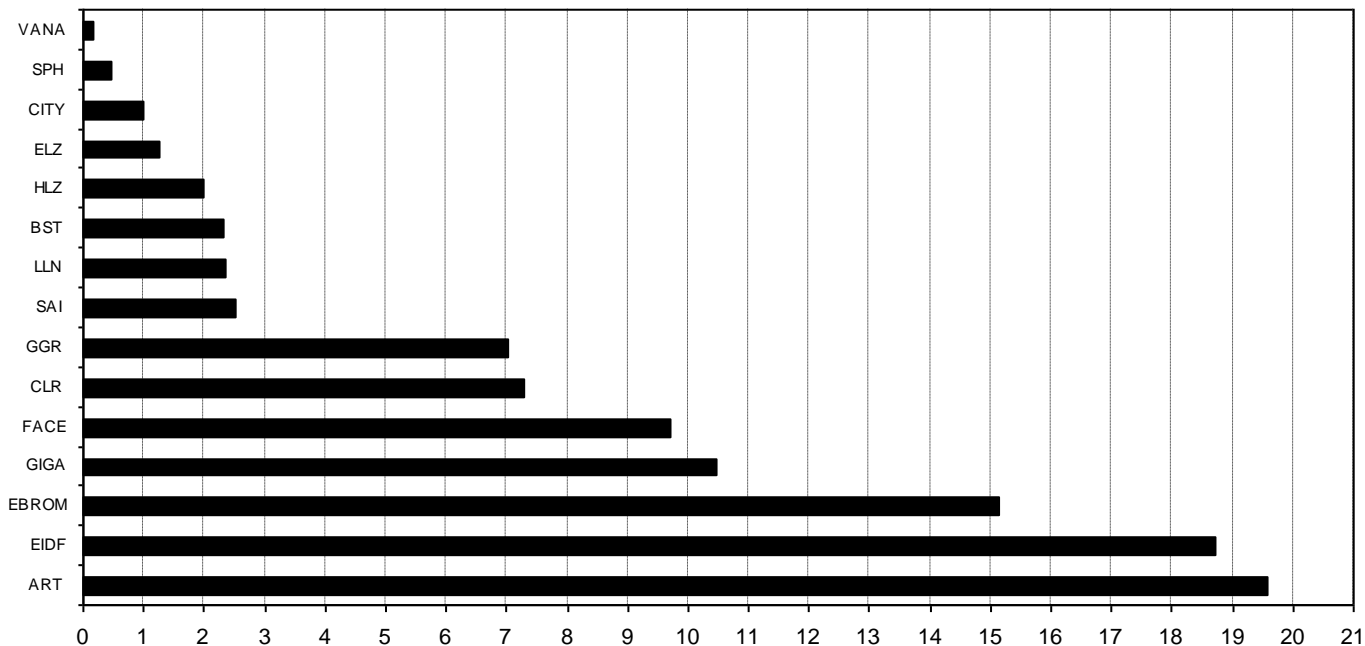
Cód. Sym.	Valor Company	Ajuste Free-Float Free-Float Adjust.	# Acciones # Shares	Cierre € Closing €	Capitalización € Capitalisation €	% Ponderación % Weighting
ART	ARTECHE	20%	11.418.803	8,0000	91.350.424,0000	19,57
EIDF	EIDF	40%	18.269.525	4,7850	87.419.677,1250	18,73
EBROMEV	MOTORS	20%	9.558.385	7,4000	70.732.049,0000	15,15
GIGA	GIGA S HOSTIN	70%	8.151.056	6,0000	48.906.336,0000	10,48
FACE	FACEPHI BIO	80%	19.427.767	2,3300	45.266.697,1100	9,70
CLR	CLERHP ESTR.	60%	8.878.100	3,8400	34.091.904,0000	7,30
GGR	GREENING	20%	5.820.455	5,6200	32.710.957,1000	7,01
SAI	SUBSTRATE AI	80%	104.928.679	0,1116	11.710.040,5764	2,51
LLN	LLEIDANETWOR	60%	9.629.966	1,1350	10.930.011,4100	2,34
BST	BIOTECHNOLOG	50%	33.378.435	0,3250	10.847.991,3750	2,32
HLZ	HOLALUZ	30%	6.566.616	1,4150	9.291.761,6400	1,99
ELZ	ELZINC	40%	51.420.666	0,1155	5.939.086,9230	1,27
CITY	INTERCITY	90%	10.384.984	0,4500	4.673.242,8000	1,00
SPH	SOLARPROFIT	20%	3.925.800	0,5600	2.198.448,0000	0,47
VANA	VANADI COFFE	90%	3.358.413	0,2300	772.434,9900	0,17

305.117.650

100,00

**IBEX GROWTH MARKET 15 de cierre: 1.494,8 Capitalización tota IBEX GROWTH MARKET 15: 466.841.062,0494 €**

% Ponderación IBEX GROWTH MARKET 15



# Informe de ajuste IBEX GROWTH MARKET 15

## IBEX GROWTH MARKET 15 adjustment report

26/03/2025 18:22:50

Indice antes de ajuste <i>Index before adjustment</i>	Indice después de ajuste <i>Index after adjustment</i>	Capitalización antes de ajuste <i>Market Capitalisation before adjustment</i>	Capitalización después de ajuste <i>Market Capitalisation after adjustment</i>	"J" de ajuste <i>"J" (Mkt. K2 - K1)</i>	Divisor IBEX GROWTH 15 <i>IBEX GROWTH 15 Divisor</i>
1.494,8	1.494,8	466.841.062,0954	466.841.062,0494	-0,0460	312.312

Símbolo <i>Sym.</i>	Títulos antes de ajuste <i>Shares before adjustment</i>	Títulos después de ajuste <i>Shares after adjustment</i>	Capitalización antes de ajuste <i>Capitalisation before adjustment</i>	Capitalización después de ajuste <i>Capitalisation after adjustment</i>	Diferencia de Capitalizaciones <i>Capitalisation difference</i>
VANA	33.584.132	3.358.413	772.435,0360	772.434,9900	-0,0460

### Bajas en IBEX GROWTH MARKET 15

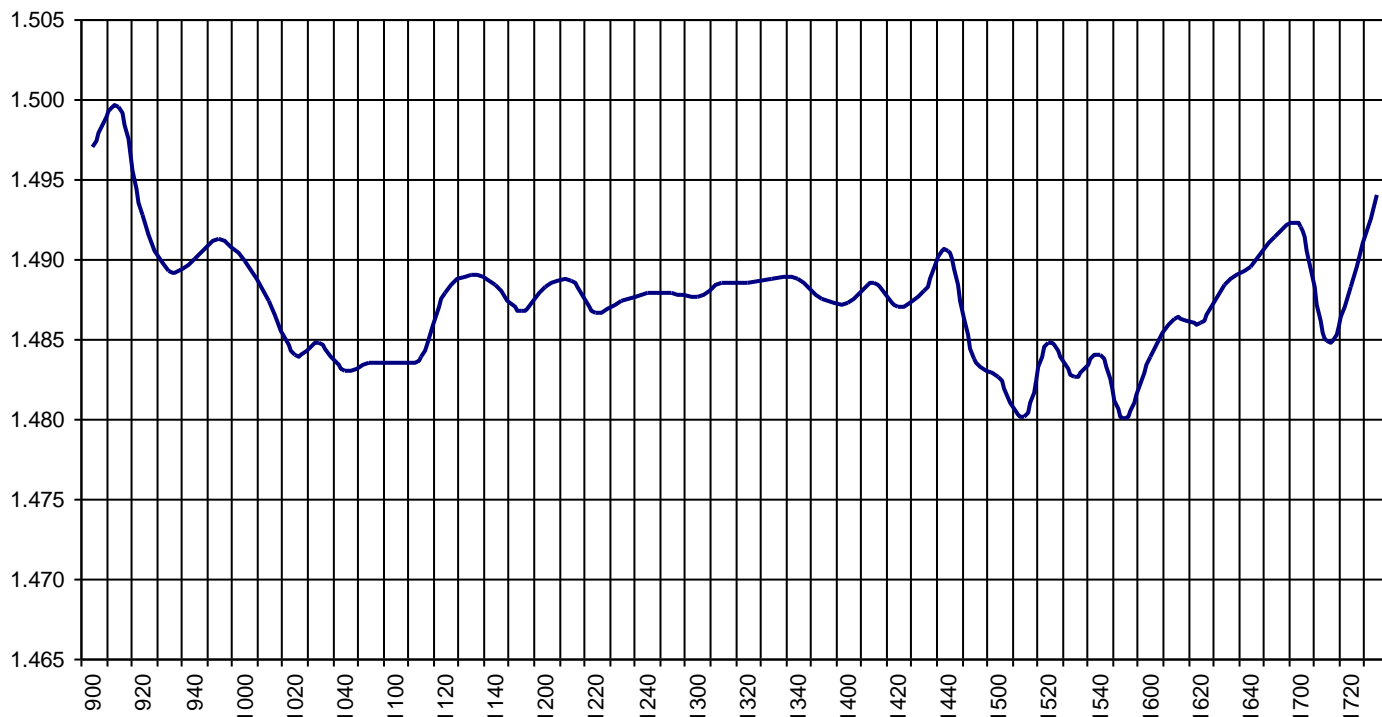
IBEX GROWTH MARKET 15 deletions

### Altas en IBEX GROWTH MARKET 15

IBEX GROWTH MARKET 15 additions

<b>IBEX Growth Market 15</b>					<b>Hora</b>	
					Time	
<b>Anterior</b>	Previous	1.496,4	<b>Máximo</b>	Max	1.505,6	09:15:46
<b>Inicial</b>	Open	1.496,1	<b>Mínimo</b>	Min	1.474,2	15:18:41
<b>Cierre</b>	Close	1.494,8	<b>Variación</b>	Change	-1,6	
<b>Medio</b>	Mid	1.488,0	<b>%Variación</b>	%change	-0,11%	

Valor medio del índice IBEX Growth Market 15 cada 10' (Index Average every 10')



**Hechos Relevantes Públicos que afectan al IBEX GROWTH MARKET 15**

**Hechos Relevantes que afectan al cálculo del índice IBEX Growth Market 15**

27/03/2025 VANA VANADI COFFE AJUSTE POR CONTRASPLIT 1\*10

**Relevant Facts related to IBEX GROWTH MARKET 15 index**

**Relevant Facts related to IBEX Growth Market 15 index calculation**

27/03/2025 VANA VANADI COFFE ADJUSTMENT FOR REVERSE SPLIT 1\*10