

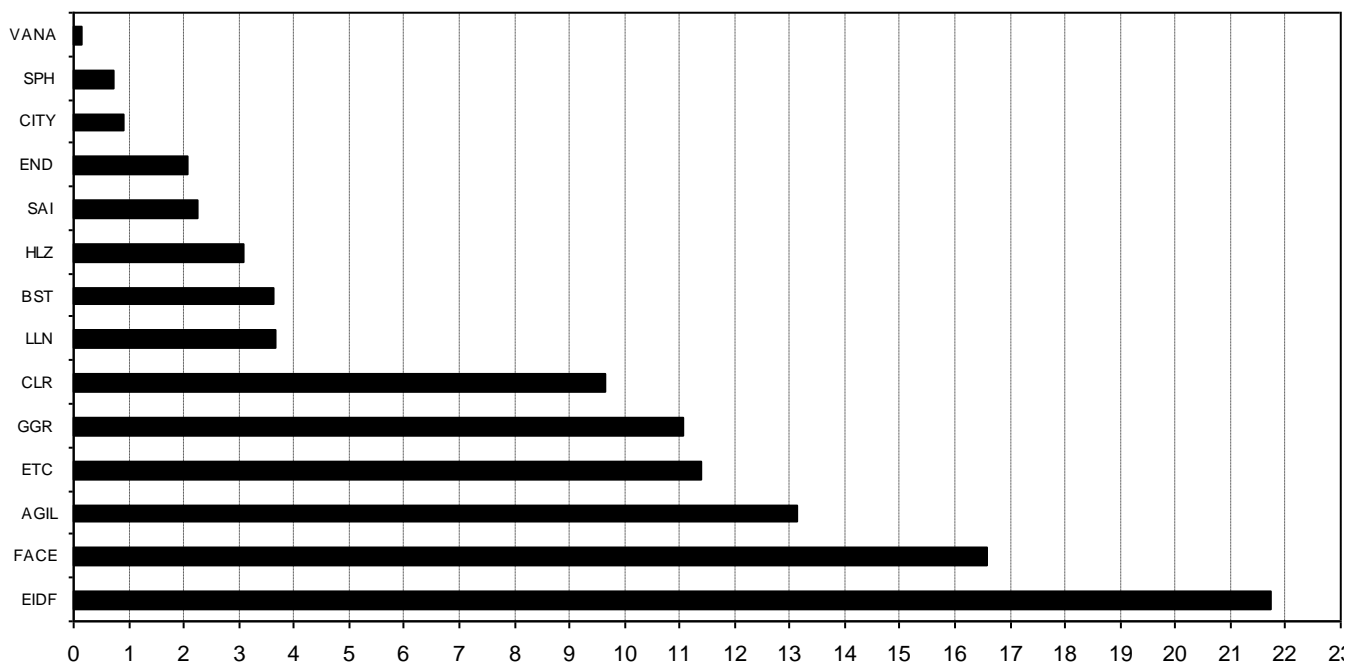
Composición del índice IBEX GROWTH MARKET 15 al cierre de: 21/03/2025 antes de ajuste

Index constituents of IBEX GROWTH MARKET 15 at the closing of: 21/03/2025 before adjustment

Cód. Sym.	Valor Company	Ajuste Free-Float Free-Float Adjust.	# Acciones # Shares	Cierre € Closing €	Capitalización € Capitalisation €	% Ponderación % Weighting
EIDF	EIDF	30%	12.542.331	5,1000	63.965.888,1000	21,71
FACE	FACEPHI BIO	90%	20.330.416	2,4000	48.792.998,4000	16,56
AGIL	AGILE CONTEN	60%	13.924.267	2,7800	38.709.462,2600	13,14
ETC	ENERGY SOLAR	50%	13.475.688	2,4900	33.554.463,1200	11,39
GGR	GREENING	20%	5.820.455	5,6000	32.594.548,0000	11,06
CLR	CLERHP ESTR.	50%	7.280.886	3,9100	28.468.264,2600	9,66
LLN	LLEIDANETWOR	60%	9.629.966	1,1200	10.785.561,9200	3,66
BST	BIOTECHNOLOG	50%	32.230.084	0,3300	10.635.927,7200	3,61
HLZ	HOLALUZ	30%	6.566.616	1,3900	9.127.596,2400	3,10
SAI	SUBSTRATE AI	60%	60.367.043	0,1102	6.652.448,1386	2,26
END	ENDURANCE MO	50%	5.069.314	1,1950	6.057.830,2300	2,06
CITY	INTERCITY	80%	6.434.282	0,4110	2.644.489,9020	0,90
SPH	SOLARPROFIT	20%	3.925.800	0,5440	2.135.635,2000	0,72
VANA	VANADI COFFE	80%	15.692.562	0,0288	451.945,7856	0,15
			213.289.710			100,00

IBEX GROWTH MARKET 15 de cierre: 1.518,8 Capitalización total IBEX GROWTH MARKET 15: 294.577.059,2762 €

% Ponderación IBEX GROWTH MARKET 15



Composición del índice IBEX GROWTH MARKET 15 al cierre de: 21/03/2025 después de ajuste

Index constituents of IBEX GROWTH MARKET 15 at the closing of: 21/03/2025 after adjustment

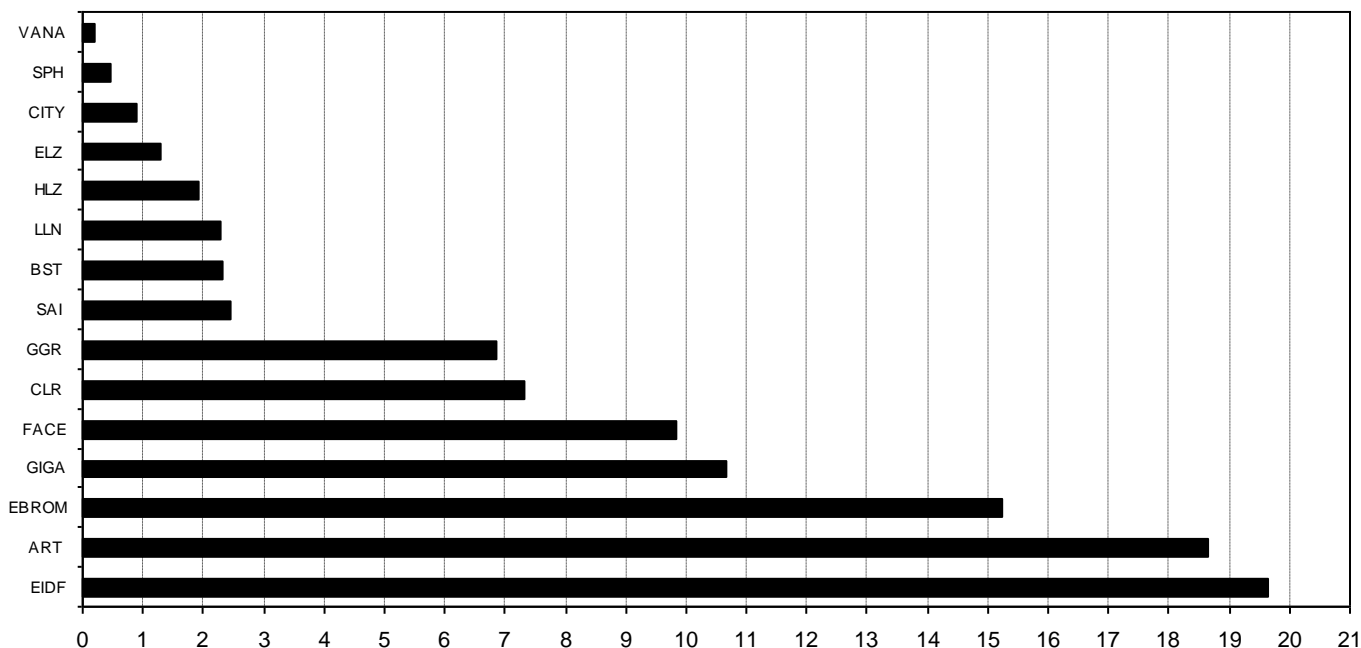
Cód. Sym.	Valor Company	Ajuste Free-Float Free-Float Adjust.	# Acciones # Shares	Cierre € Closing €	Capitalización € Capitalisation €	% Ponderación % Weighting
EIDF	EIDF	40%	18.269.525	5,1000	93.174.577,5000	19,64
ART	ARTECHE	20%	11.418.803	7,7500	88.495.723,2500	18,66
EBRO	EV MOTORS	20%	9.558.385	7,5600	72.261.390,6000	15,23
GIGA	GIGAS HOSTIN	70%	8.151.056	6,2000	50.536.547,2000	10,65
FACE	FACEPHI BIO	80%	19.427.767	2,4000	46.626.640,8000	9,83
CLR	CLERHP ESTR.	60%	8.878.100	3,9100	34.713.371,0000	7,32
GGR	GREENING	20%	5.820.455	5,6000	32.594.548,0000	6,87
SAI	SUBSTRATE AI	80%	104.928.679	0,1102	11.563.140,4258	2,44
BST	BIOTECHNOLOG	50%	33.378.435	0,3300	11.014.883,5500	2,32
LLN	LLEIDANETWOR	60%	9.629.966	1,1200	10.785.561,9200	2,27
HLZ	HOLALUZ	30%	6.566.616	1,3900	9.127.596,2400	1,92
ELZ	ELZINC	40%	51.420.666	0,1180	6.067.638,5880	1,28
CITY	INTERCITY	90%	10.384.984	0,4110	4.268.228,4240	0,90
SPH	SOLARPROFIT	20%	3.925.800	0,5440	2.135.635,2000	0,45
VANA	VANADI COFFE	90%	33.584.132	0,0288	967.223,0016	0,20

335.343.369

100,00

IBEX GROWTH MARKET 15 de cierre: 1.518,8 Capitalización tota IBEX GROWTH MARKET 15: 474.332.705,6994 €

% Ponderación IBEX GROWTH MARKET 15



Informe de ajuste IBEX GROWTH MARKET 15

IBEX GROWTH MARKET 15 adjustment report

21/03/2025 18:15:10

Indice antes de ajuste <i>Index before adjustment</i>	Indice después de ajuste <i>Index after adjustment</i>	Capitalización antes de ajuste <i>Market Capitalisation before adjustment</i>	Capitalización después de ajuste <i>Market Capitalisation after adjustment</i>	"J" de ajuste <i>"J" (Mkt. K2 - K1)</i>	Divisor IBEX GROWTH 15 <i>IBEX GROWTH 15 Divisor</i>
1.518,8	1.518,8	294.577.059,2762	474.332.705,6994	179.755.646,4232	312.312

Símbolo <i>Sym.</i>	Títulos antes de ajuste <i>Shares before adjustment</i>	Títulos después de ajuste <i>Shares after adjustment</i>	Capitalización antes de ajuste <i>Capitalisation before adjustment</i>	Capitalización después de ajuste <i>Capitalisation after adjustment</i>	Diferencia de Capitalizaciones <i>Capitalisation difference</i>
BST	32.230.084	33.378.435	10.635.927,7200	11.014.883,5500	378.955,8300
CITY	6.434.282	10.384.984	2.644.489,9020	4.268.228,4240	1.623.738,5220
CLR	7.280.886	8.878.100	28.468.264,2600	34.713.371,0000	6.245.106,7400
EIDF	12.542.331	18.269.525	63.965.888,1000	93.174.577,5000	29.208.689,4000
FACE	20.330.416	19.427.767	48.792.998,4000	46.626.640,8000	-2.166.357,6000
SAI	60.367.043	104.928.679	6.652.448,1386	11.563.140,4258	4.910.692,2872
VANA	15.692.562	33.584.132	451.945,7856	967.223,0016	515.277,2160

Bajas en IBEX GROWTH MARKET 15

IBEX GROWTH MARKET 15 deletions

AGIL	13.924.267	0	38.709.462,2600	0,0000	-38.709.462,2600
END	5.069.314	0	6.057.830,2300	0,0000	-6.057.830,2300
ETC	13.475.688	0	33.554.463,1200	0,0000	-33.554.463,1200

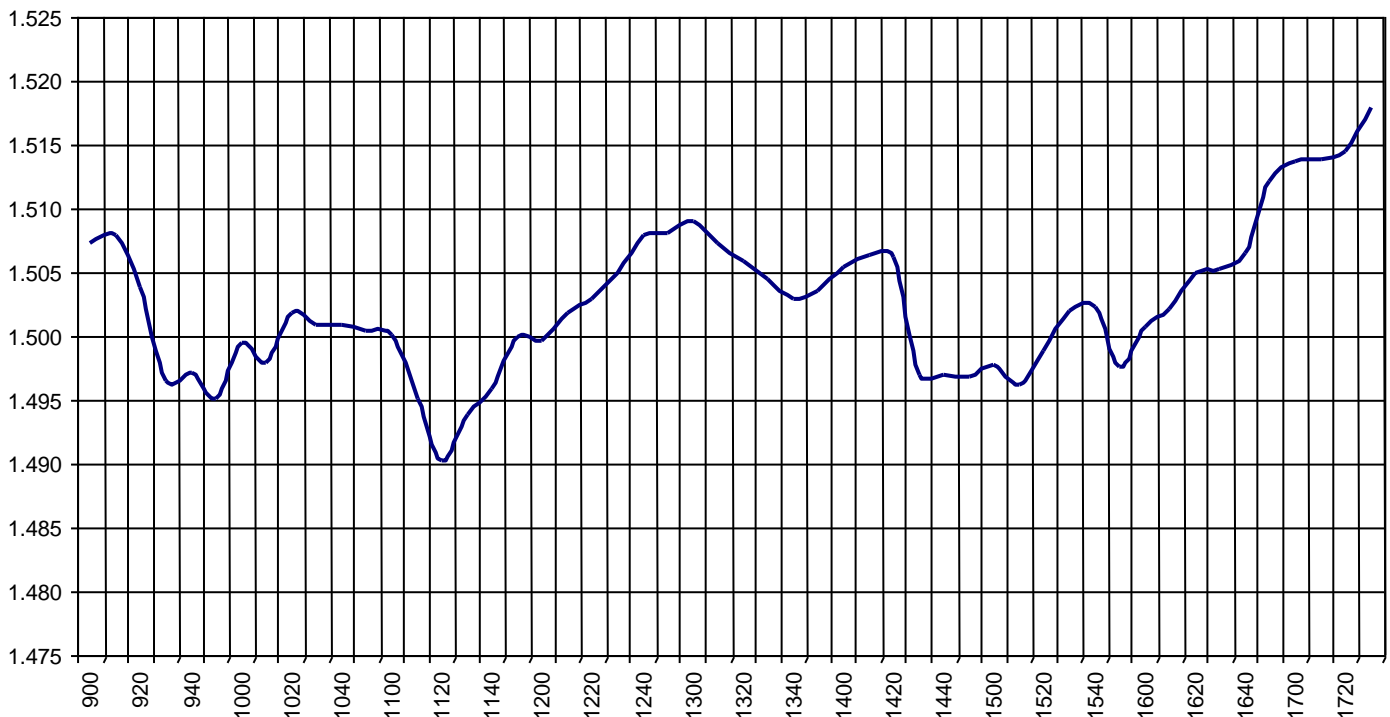
Altas en IBEX GROWTH MARKET 15

IBEX GROWTH MARKET 15 additions

ART	0	11.418.803	0,0000	88.495.723,2500	88.495.723,2500
EBROM	0	9.558.385	0,0000	72.261.390,6000	72.261.390,6000
ELZ	0	51.420.666	0,0000	6.067.638,5880	6.067.638,5880
GIGA	0	8.151.056	0,0000	50.536.547,2000	50.536.547,2000

IBEX Growth Market 15			Hora			
			Time			
Anterior	Previous	1.513,8	Máximo	Max	1.518,8	17:35:26
Inicial	Open	1.512,3	Mínimo	Min	1.486,4	09:01:00
Cierre	Close	1.518,8	Variación	Change	+5	
Medio	Mid	1.503,5	%Variación	%change	0,33%	

Valor medio del índice IBEX Growth Market 15 cada 10' (Index Average every 10')



Hechos Relevantes Públicos que afectan al IBEX GROWTH MARKET 15

Hechos Relevantes que afectan al cálculo del índice IBEX Growth Market 15

24/03/2025	AGIL	AGILE CONTEN	AJUSTE REV. IBEX GROWTH MARKET® 15 (EXCLUSIÓN)
24/03/2025	ART	ARTECHE	AJUSTE REV. IBEX GROWTH MARKET® 15 (INCLUSIÓN): +11.418.803 ACCS.
24/03/2025	BST	BIOTECHNOLOG	AJUSTE REV. IBEX GROWTH MARKET® 15: +1.148.351 ACCS.
24/03/2025	CLR	CLERHP ESTR.	AJUSTE IBEX GROWTH MARKET® 15 (CAMBIO FF): +1.597.214 ACCS.
24/03/2025	EIDF	EIDF	AJUSTE IBEX GROWTH MARKET® 15 CAP 20%: +5.727.194 ACCS.
24/03/2025	ELZ	ELZINC	AJUSTE REV. IBEX GROWTH MARKET® 15 (INCLUSIÓN): +51.420.666 ACCS.
24/03/2025	END	ENDURANCE MO	AJUSTE REV. IBEX GROWTH MARKET® 15 (EXCLUSIÓN)
24/03/2025	ETC	ENERGY SOLAR	AJUSTE REV. IBEX GROWTH MARKET® 15 (EXCLUSIÓN)
24/03/2025	EBROM	EV MOTORS	AJUSTE REV. IBEX GROWTH MARKET® 15 (INCLUSIÓN): +9.558.385 ACCS.
24/03/2025	FACE	FACEPHI BIO	AJUSTE IBEX GROWTH MARKET® 15 (CAMBIO FF): -902.649 ACCS.
24/03/2025	GIGA	GIGAS HOSTIN	AJUSTE REV. IBEX GROWTH MARKET® 15 (INCLUSIÓN): +8.151.056 ACCS.
24/03/2025	CITY	INTERCITY	AJUSTE IBEX GROWTH MARKET® 15 (CAMBIO FF): +3.950.702 ACCS.
24/03/2025	SAI	SUBSTRATE AI	AJUSTE IBEX GROWTH MARKET® 15 (CAMBIO FF): +44.561.636 ACCS.
24/03/2025	VANA	VANADI COFFE	AJUSTE IBEX GROWTH MARKET® 15 (CAMBIO FF): +17.891.570 ACCS.

Relevant Facts related to IBEX GROWTH MARKET 15 index

Relevant Facts related to IBEX Growth Market 15 index calculation

24/03/2025	AGIL	AGILE CONTEN	ADJUSTMENT REVIEW IBEX GROWTH MARKET® 15 (EXCLUSION)
24/03/2025	ART	ARTECHE	ADJUSTMENT REVIEW IBEX GROWTH MARKET® 15 (INCLUSION): +11.418.803 SHARES
24/03/2025	BST	BIOTECHNOLOG	ADJUSTMENT REVIEW IBEX GROWTH MARKET® 15: +1.148.351 SHARES
24/03/2025	CLR	CLERHP ESTR.	ADJUSTMENT IBEX GROWTH MARKET® 15 (FF FACTOR CHANGE): +1.597.214 SHARES
24/03/2025	EIDF	EIDF	ADJUSTMENT IBEX GROWTH MARKET® 15 CAP 20%: +5.727.194 SHARES
24/03/2025	ELZ	ELZINC	ADJUSTMENT REVIEW IBEX GROWTH MARKET® 15 (INCLUSION): +51.420.666 SHARES
24/03/2025	END	ENDURANCE MO	ADJUSTMENT REVIEW IBEX GROWTH MARKET® 15 (EXCLUSION)
24/03/2025	ETC	ENERGY SOLAR	ADJUSTMENT REVIEW IBEX GROWTH MARKET® 15 (EXCLUSION)
24/03/2025	EBROM	EV MOTORS	ADJUSTMENT REVIEW IBEX GROWTH MARKET® 15 (INCLUSION): +9.558.385 SHARES
24/03/2025	FACE	FACEPHI BIO	ADJUSTMENT IBEX GROWTH MARKET® 15 (FF FACTOR CHANGE): -902.649 SHARES
24/03/2025	GIGA	GIGAS HOSTIN	ADJUSTMENT REVIEW IBEX GROWTH MARKET® 15 (INCLUSION): +8.151.056 SHARES
24/03/2025	CITY	INTERCITY	ADJUSTMENT IBEX GROWTH MARKET® 15 (FF FACTOR CHANGE): +3.950.702 SHARES
24/03/2025	SAI	SUBSTRATE AI	ADJUSTMENT IBEX GROWTH MARKET® 15 (FF FACTOR CHANGE): +44.561.636 SHARES
24/03/2025	VANA	VANADI COFFE	ADJUSTMENT IBEX GROWTH MARKET® 15 (FF FACTOR CHANGE): +17.891.570 SHARES