

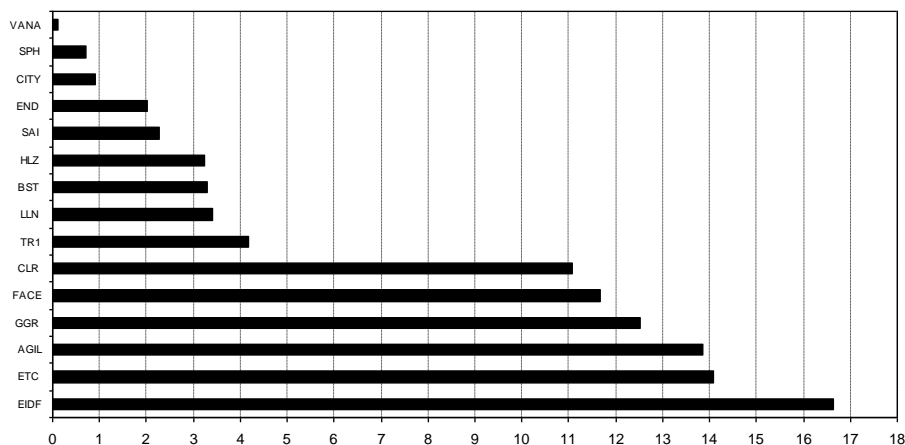
Composición del índice IBEX GROWTH MARKET 15 al cierre de: 16/12/2024 antes de ajuste

Index constituents of IBEX GROWTH MARKET 15 at the closing of: 16/12/2024 before adjustment

| Cód. Sym. | Valor Company | Ajuste Free-Float Free-Float Adjust. | # Acciones # Shares | Cierre € Closing € | Capitalización € Capitalisation € | % Ponderación % Weighting |
|--------------------|---------------|--------------------------------------|---------------------|--------------------|-----------------------------------|---------------------------|
| EIDF | EIDF | 30% | 12.542.331 | 3,8100 | 47.786.281,1100 | 16,64 |
| ETC | ENERGY SOLAR | 50% | 13.475.688 | 3,0000 | 40.427.064,0000 | 14,08 |
| AGIL | AGILE CONTEN | 60% | 13.924.267 | 2,8600 | 39.823.403,6200 | 13,87 |
| GGR | GREENING | 20% | 5.820.455 | 6,1800 | 35.970.411,9000 | 12,52 |
| FACE | FACEPHI BIO | 90% | 20.330.416 | 1,6500 | 33.545.186,4000 | 11,68 |
| CLR | CLERHP ESTR. | 50% | 7.280.886 | 4,3700 | 31.817.471,8200 | 11,08 |
| TR1 | TIER1 TECHNO | 40% | 4.000.000 | 3,0000 | 12.000.000,0000 | 4,18 |
| LLN | LLEIDANETWOR | 60% | 9.629.966 | 1,0200 | 9.822.565,3200 | 3,42 |
| BST | BIOTECHNOLOG | 50% | 32.230.084 | 0,2935 | 9.459.529,6540 | 3,29 |
| HLZ | HOLALUZ | 30% | 6.566.616 | 1,4200 | 9.324.594,7200 | 3,25 |
| SAI | SUBSTRATE AI | 60% | 60.367.043 | 0,1082 | 6.531.714,0526 | 2,27 |
| END | ENDURANCE MO | 50% | 5.069.314 | 1,1350 | 5.753.671,3900 | 2,00 |
| CITY | INTERCITY | 80% | 6.434.282 | 0,4090 | 2.631.621,3380 | 0,92 |
| SPH | SOLARPROFIT | 20% | 3.925.800 | 0,5100 | 2.002.158,0000 | 0,70 |
| VANA | VANADI COFFE | 80% | 15.692.562 | 0,0192 | 301.297,1904 | 0,10 |
| 217.289.710 | | | | | | 100,00 |

IBEX GROWTH MARKET 15 de cierre: 1.418,9 Capitalización total IBEX GROWTH MARKET 15: 287.196.970,5150€

% Ponderación IBEX GROWTH MARKET 15



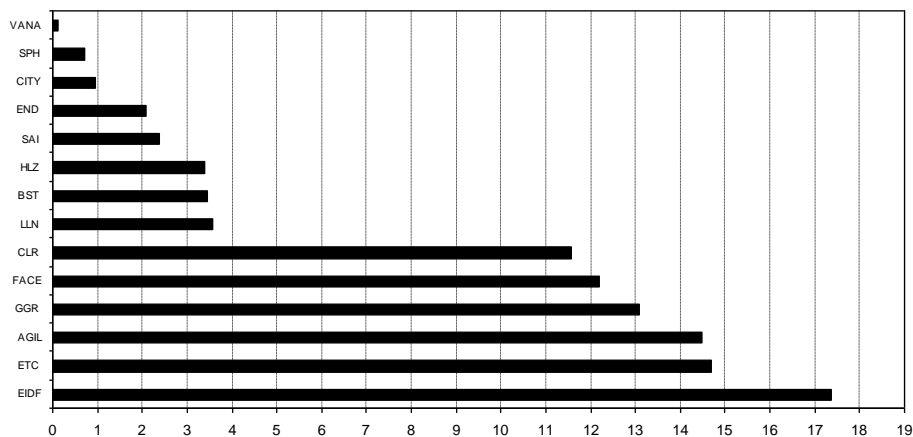
Composición del índice IBEX GROWTH MARKET 15 al cierre de: 16/12/2024 después de ajuste

Index constituents of IBEX GROWTH MARKET 15 at the closing of: 16/12/2024 after adjustment

| Cód. Sym. | Valor Company | Ajuste Free-Float Free-Float Adjust. | # Acciones # Shares | Cierre € Closing € | Capitalización € Capitalisation € | % Ponderación % Weighting |
|--------------------|---------------|--------------------------------------|---------------------|--------------------|-----------------------------------|---------------------------|
| EIDF | EIDF | 30% | 12.542.331 | 3,8100 | 47.786.281,1100 | 17,36 |
| ETC | ENERGY SOLAR | 50% | 13.475.688 | 3,0000 | 40.427.064,0000 | 14,69 |
| AGIL | AGILE CONTEN | 60% | 13.924.267 | 2,8600 | 39.823.403,6200 | 14,47 |
| GGR | GREENING | 20% | 5.820.455 | 6,1800 | 35.970.411,9000 | 13,07 |
| FACE | FACEPHI BIO | 90% | 20.330.416 | 1,6500 | 33.545.186,4000 | 12,19 |
| CLR | CLERHP ESTR. | 50% | 7.280.886 | 4,3700 | 31.817.471,8200 | 11,56 |
| LLN | LLEIDANETWOR | 60% | 9.629.966 | 1,0200 | 9.822.565,3200 | 3,57 |
| BST | BIOTECHNOLOG | 50% | 32.230.084 | 0,2935 | 9.459.529,6540 | 3,44 |
| HLZ | HOLALUZ | 30% | 6.566.616 | 1,4200 | 9.324.594,7200 | 3,39 |
| SAI | SUBSTRATE AI | 60% | 60.367.043 | 0,1082 | 6.531.714,0526 | 2,37 |
| END | ENDURANCE MO | 50% | 5.069.314 | 1,1350 | 5.753.671,3900 | 2,09 |
| CITY | INTERCITY | 80% | 6.434.282 | 0,4090 | 2.631.621,3380 | 0,96 |
| SPH | SOLARPROFIT | 20% | 3.925.800 | 0,5100 | 2.002.158,0000 | 0,73 |
| VANA | VANADI COFFE | 80% | 15.692.562 | 0,0192 | 301.297,1904 | 0,11 |
| 213.289.710 | | | | | | 100,00 |

IBEX GROWTH MARKET 15 de cierre: 1.418,9 Capitalización tota IBEX GROWTH MARKET 15: 275.196.970,5150 €

% Ponderación IBEX GROWTH MARKET 15



Informe de ajuste IBEX GROWTH MARKET 15

IBEX GROWTH MARKET 15 adjustment report

16/12/2024 18:11:26

| Indice antes de ajuste <i>Index before adjustment</i> | Indice después de ajuste <i>Index after adjustment</i> | Capitalización antes de ajuste <i>Market Capitalisation before adjustment</i> | Capitalización después de ajuste <i>Market Capitalisation after adjustment</i> | "J" de ajuste <i>"J" (Mkt. K2 - K1)</i> | Divisor IBEX GROWTH 15 <i>IBEX GROWTH 15 Divisor</i> |
|--|---|--|---|--|---|
| 1.418,9 | 1.418,9 | 287.196.970,5150 | 275.196.970,5150 | -12.000.000,0000 | 193.957 |

| Símbolo <i>Sym.</i> | Títulos antes de ajuste <i>Shares before adjustment</i> | Títulos después de ajuste <i>Shares after adjustment</i> | Capitalización antes de ajuste <i>Capitalisation before adjustment</i> | Capitalización después de ajuste <i>Capitalisation after adjustment</i> | Diferencia de Capitalizaciones <i>Capitalisation difference</i> |
|------------------------|--|---|---|--|--|
|------------------------|--|---|---|--|--|

Bajas en IBEX GROWTH MARKET 15

IBEX GROWTH MARKET 15 deletions

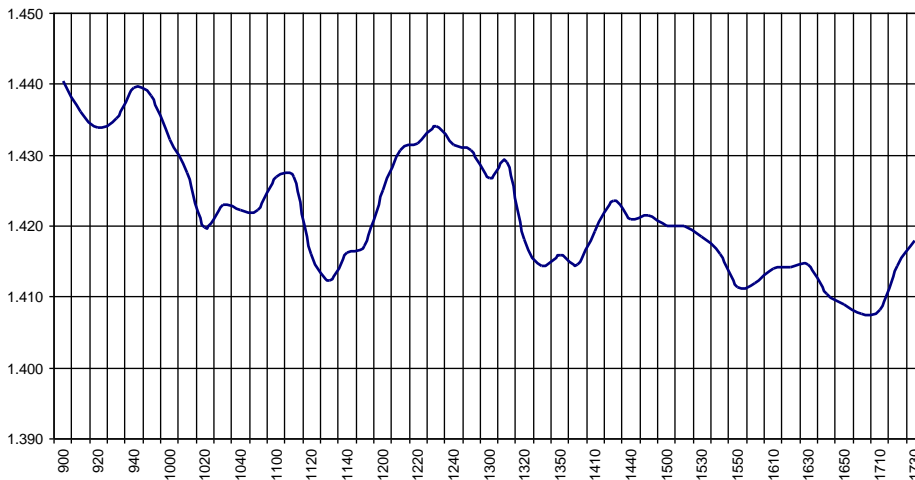
| | | | | | |
|-----|-----------|---|-----------------|--------|------------------|
| TR1 | 4.000.000 | 0 | 12.000.000,0000 | 0,0000 | -12.000.000,0000 |
|-----|-----------|---|-----------------|--------|------------------|

Altas en IBEX GROWTH MARKET 15

IBEX GROWTH MARKET 15 additions

| IBEX Growth Market 15 | | | Hora | | | |
|-----------------------|----------|---------|------------|---------|---------|----------|
| | | | Time | | | |
| Anterior | Previous | 1.441,2 | Máximo | Max | 1.447,6 | 09:05:39 |
| Inicial | Open | 1.441,4 | Mínimo | Min | 1.402,7 | 17:14:11 |
| Cierre | Close | 1.418,9 | Variación | Change | -22,3 | |
| Medio | Mid | 1.422,3 | %Variación | %change | -1,55% | |

Valor medio del índice IBEX Growth Market 15 cada 10' (Index Average every 10')



Hechos Relevantes Públicos que afectan al IBEX GROWTH MARKET 15

Hechos Relevantes que afectan al cálculo del índice IBEX Growth Market 15

17/12/2024 TR1 TIER1 TECHNO AJUSTE POR EXCLUSIÓN

Relevant Facts related to IBEX GROWTH MARKET 15 index

Relevant Facts related to IBEX Growth Market 15 index calculation

17/12/2024 TR1 TIER1 TECHNO ADJUSTMENT FOR EXCLUSION