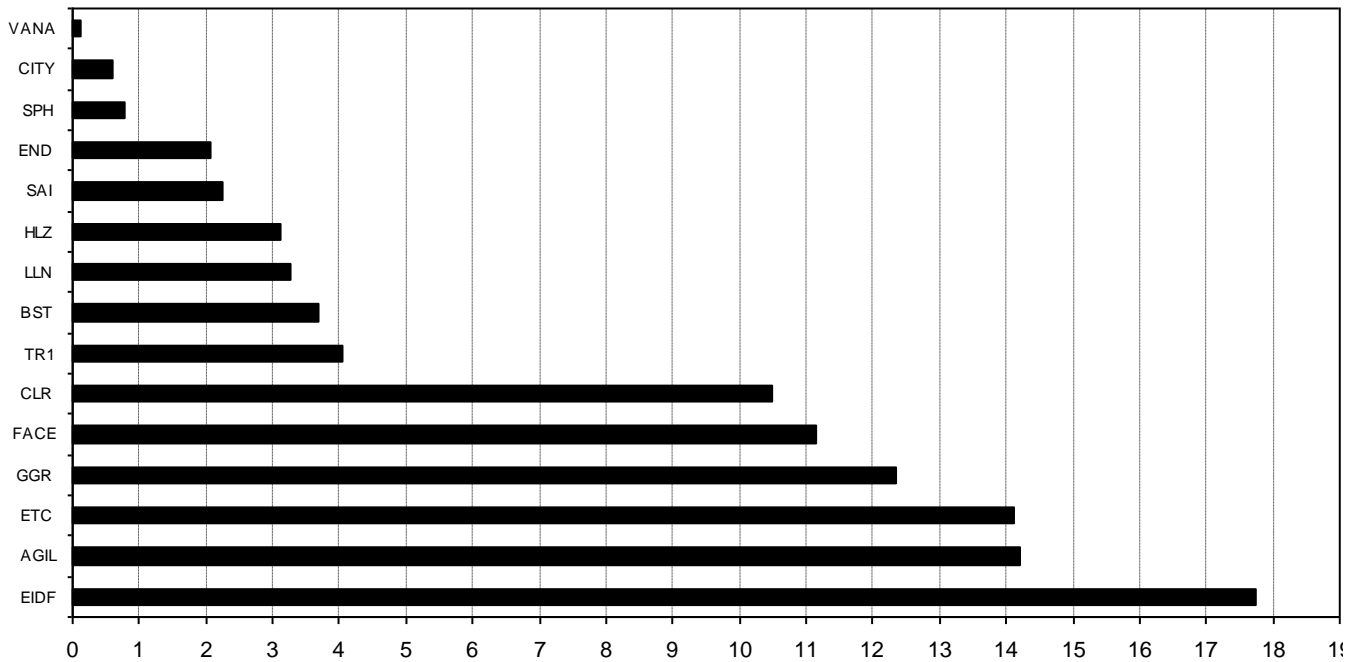


Composición del índice IBEX GROWTH MARKET 15 al cierre de: 11/12/2024 antes de ajuste
Index constituents of IBEX GROWTH MARKET 15 at the closing of: 11/12/2024 before adjustment

Cód. Sym.	Valor Company	Ajuste Free-Float Free-Float Adjust.	# Acciones # Shares	Cierre € Closing €	Capitalización € Capitalisation €	% Ponderación % Weighting
EIDF	EIDF	30%	12.542.331	4,1600	52.176.096,9600	17,75
AGIL	AGILE CONTEN	60%	13.924.267	3,0000	41.772.801,0000	14,21
ETC	ENERGY SOLAR	50%	13.475.688	3,0800	41.505.119,0400	14,12
GGR	GREENING	20%	5.820.455	6,2400	36.319.639,2000	12,36
FACE	FACEPHI BIO	90%	20.330.416	1,6100	32.731.969,7600	11,14
CLR	CLERHP ESTR.	50%	7.280.886	4,2300	30.798.147,7800	10,48
TR1	TIER1 TECHNO	40%	4.000.000	2,9800	11.920.000,0000	4,06
BST	BIOTECHNOLOG	50%	32.230.084	0,3350	10.797.078,1400	3,67
LLN	LLEIDANETWOR	60%	9.629.966	1,0000	9.629.966,0000	3,28
HLZ	HOLALUZ	30%	6.566.616	1,4000	9.193.262,4000	3,13
SAI	SUBSTRATE AI	60%	60.367.043	0,1100	6.640.374,7300	2,26
END	ENDURANCE MO	50%	5.069.314	1,2000	6.083.176,8000	2,07
SPH	SOLARPROFIT	20%	3.925.800	0,5780	2.269.112,4000	0,77
CITY	INTERCITY	80%	3.776.134	0,4700	1.774.782,9800	0,60
VANA	VANADI COFFE	80%	15.692.562	0,0210	329.543,8020	0,11
214.631.562						100,00

IBEX GROWTH MARKET 15 de cierre: 1.458,3 Capitalización total IBEX GROWTH MARKET 15: 293.941.070,9920€

% Ponderación IBEX GROWTH MARKET 15



Composición del índice IBEX GROWTH MARKET 15 al cierre de: 11/12/2024 después de ajuste

Index constituents of IBEX GROWTH MARKET 15 at the closing of: 11/12/2024 after adjustment

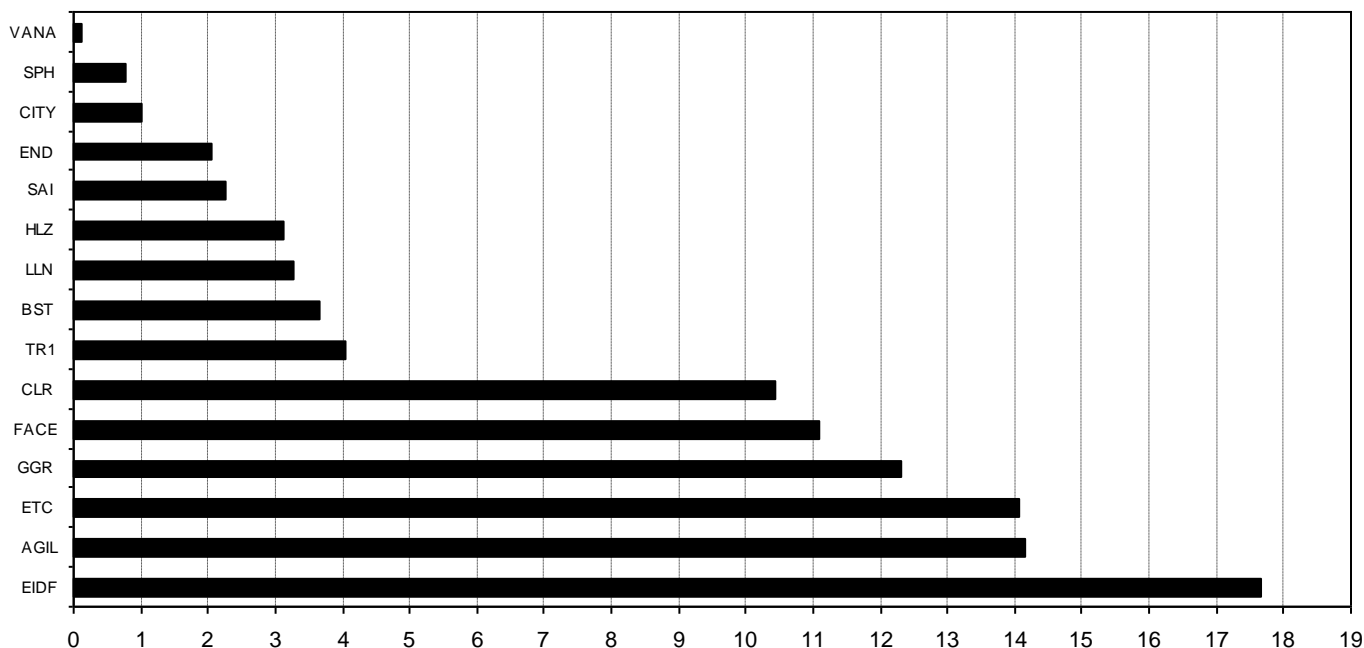
Cód. Sym.	Valor Company	Ajuste Free-Float Free-Float Adjust.	# Acciones # Shares	Cierre € Closing €	Capitalización € Capitalisation €	% Ponderación % Weighting
EIDF	EIDF	30%	12.542.331	4,1600	52.176.096,9600	17,68
AGIL	AGILE CONTEN	60%	13.924.267	3,0000	41.772.801,0000	14,15
ETC	ENERGY SOLAR	50%	13.475.688	3,0800	41.505.119,0400	14,06
GGR	GREENING	20%	5.820.455	6,2400	36.319.639,2000	12,30
FACE	FACEPHI BIO	90%	20.330.416	1,6100	32.731.969,7600	11,09
CLR	CLERHP ESTR.	50%	7.280.886	4,2300	30.798.147,7800	10,43
TR1	TIER1 TECHNO	40%	4.000.000	2,9800	11.920.000,0000	4,04
BST	BIOTECHNOLOG	50%	32.230.084	0,3350	10.797.078,1400	3,66
LLN	LLEIDANETWOR	60%	9.629.966	1,0000	9.629.966,0000	3,26
HLZ	HOLALUZ	30%	6.566.616	1,4000	9.193.262,4000	3,11
SAI	SUBSTRATE AI	60%	60.367.043	0,1100	6.640.374,7300	2,25
END	ENDURANCE MO	50%	5.069.314	1,2000	6.083.176,8000	2,06
CITY	INTERCITY	80%	6.434.282	0,4700	3.024.112,5400	1,02
SPH	SOLARPROFIT	20%	3.925.800	0,5780	2.269.112,4000	0,77
VANA	VANADI COFFE	80%	15.692.562	0,0210	329.543,8020	0,11

217.289.710

100,00

IBEX GROWTH MARKET 15 de cierre: 1.458,3 Capitalización tota IBEX GROWTH MARKET 15: 295.190.400,5520 €

% Ponderación IBEX GROWTH MARKET 15



Informe de ajuste IBEX GROWTH MARKET 15

IBEX GROWTH MARKET 15 adjustment report

11/12/2024 18:11:24

Indice antes de ajuste <i>Index before adjustment</i>	Indice después de ajuste <i>Index after adjustment</i>	Capitalización antes de ajuste <i>Market Capitalisation before adjustment</i>	Capitalización después de ajuste <i>Market Capitalisation after adjustment</i>	"J" de ajuste <i>"J" (Mkt. K2 - K1)</i>	Divisor IBEX GROWTH 15 <i>IBEX GROWTH 15 Divisor</i>
1.458,3	1.458,3	293.941.070,9920	295.190.400,5520	1.249.329,5600	202.414

Símbolo <i>Sym.</i>	Títulos antes de ajuste <i>Shares before adjustment</i>	Títulos después de ajuste <i>Shares after adjustment</i>	Capitalización antes de ajuste <i>Capitalisation before adjustment</i>	Capitalización después de ajuste <i>Capitalisation after adjustment</i>	Diferencia de Capitalizaciones <i>Capitalisation difference</i>
CITY	3.776.134	6.434.282	1.774.782,9800	3.024.112,5400	1.249.329,5600

Bajas en IBEX GROWTH MARKET 15

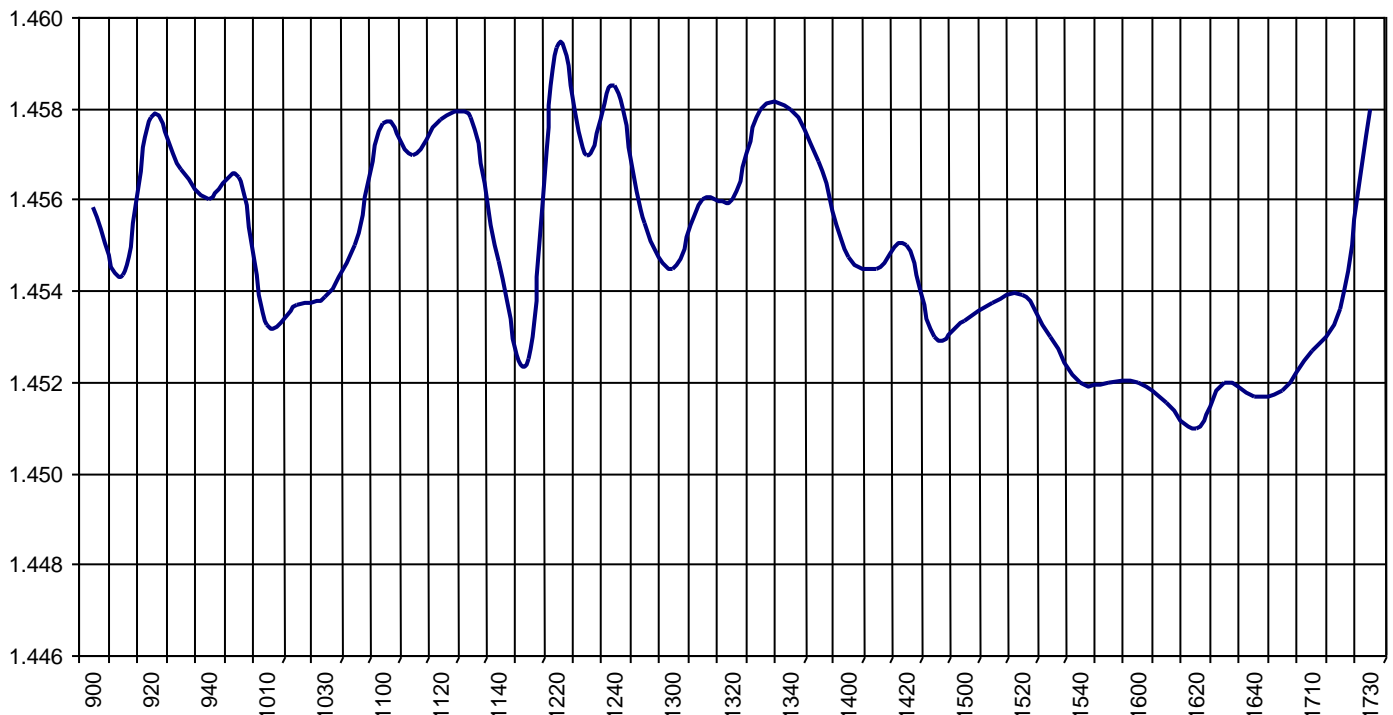
IBEX GROWTH MARKET 15 deletions

Altas en IBEX GROWTH MARKET 15

IBEX GROWTH MARKET 15 additions

IBEX Growth Market 15			Hora			
			Time			
Anterior	Previous	1.456,0	Máximo	Max	1.460,6	12:20:03
Inicial	Open	1.456,8	Mínimo	Min	1.449,4	09:15:39
Cierre	Close	1.458,3	Variación	Change	+2,3	
Medio	Mid	1.455,2	%Variación	%change	0,16%	

Valor medio del índice IBEX Growth Market 15 cada 10' (Index Average every 10')



Hechos Relevantes Públicos que afectan al IBEX GROWTH MARKET 15

Hechos Relevantes que afectan al cálculo del índice IBEX Growth Market 15

12/12/2024	CITY	INTERCITY	AJUSTE POR INTEGRACIÓN DE 2.658.148 ACCIONES
17/12/2024	TR1	TIER1 TECHNO	AJUSTE POR EXCLUSIÓN

Relevant Facts related to IBEX GROWTH MARKET 15 index

Relevant Facts related to IBEX Growth Market 15 index calculation

12/12/2024	CITY	INTERCITY	ADJUSTMENT FOR INTEGRATION OF 2,658,148 SHARES
17/12/2024	TR1	TIER1 TECHNO	ADJUSTMENT FOR EXCLUSION