

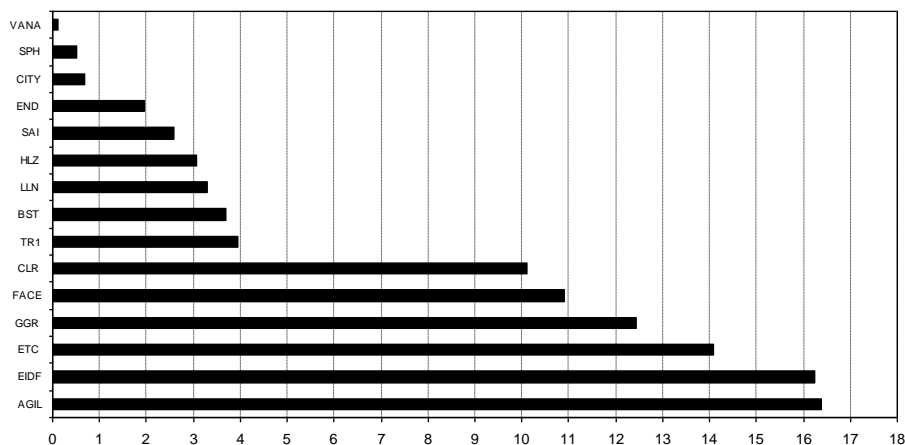
Composición del índice IBEX GROWTH MARKET 15 al cierre de: 22/11/2024 antes de ajuste

Index constituents of IBEX GROWTH MARKET 15 at the closing of: 22/11/2024 before adjustment

Cód. Sym.	Valor Company	Ajuste Free-Float Free-Float Adjust.	# Acciones # Shares	Cierre € Closing €	Capitalización € Capitalisation €	% Ponderación % Weighting
AGIL	AGILE CONTEN	60%	13.924.267	3,5000	48.734.934,5000	16,38
EIDF	EIDF	30%	12.542.331	3,8550	48.350.686,0050	16,25
ETC	ENERGY SOLAR	50%	13.475.688	3,1100	41.909.389,6800	14,08
GGR	GREENING	20%	5.820.455	6,3600	37.018.093,8000	12,44
FACE	FACEPHI BIO	90%	20.330.416	1,5950	32.427.013,5200	10,90
CLR	CLERHP ESTR.	50%	7.280.886	4,1300	30.070.059,1800	10,11
TR1	TIER1 TECHNO	40%	4.000.000	2,9400	11.760.000,0000	3,95
BST	BIOTECHNOLOG	50%	32.230.084	0,3400	10.958.228,5600	3,68
LLN	LLEIDANETWOR	60%	9.629.966	1,0200	9.822.565,3200	3,30
HLZ	HOLALUZ	30%	6.566.616	1,3900	9.127.596,2400	3,07
SAI	SUBSTRATE AI	60%	60.367.043	0,1270	7.666.614,4610	2,58
END	ENDURANCE MO	50%	5.069.314	1,1500	5.829.711,1000	1,96
CITY	INTERCITY	80%	75.522.686	0,0266	2.008.903,4476	0,68
SPH	SOLARPROFIT	20%	3.925.800	0,3800	1.491.804,0000	0,50
VANA	VANADI COFFE	80%	15.692.562	0,0242	379.760,0004	0,13
286.378.114						100,00

IBEX GROWTH MARKET 15 de cierre: 1.476,3 Capitalización total IBEX GROWTH MARKET 15: 297.555.359,8140€

% Ponderación IBEX GROWTH MARKET 15



Composición del índice IBEX GROWTH MARKET 15 al cierre de: 22/11/2024 después de ajuste

Index constituents of IBEX GROWTH MARKET 15 at the closing of: 22/11/2024 after adjustment

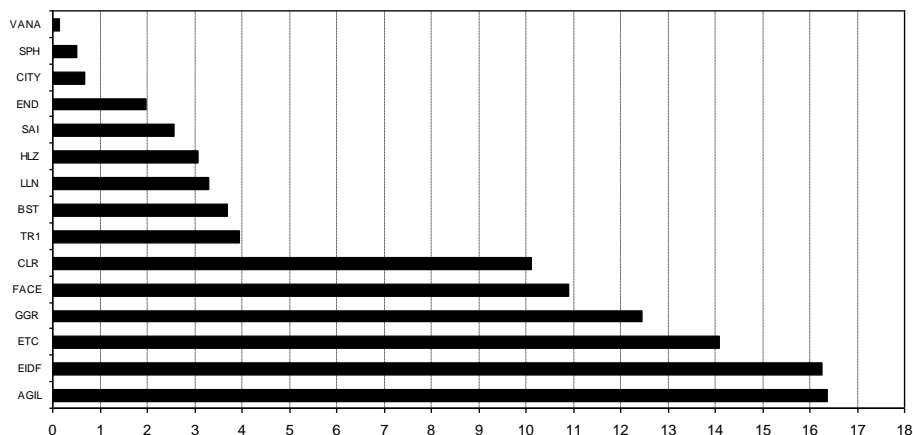
Cód. Sym.	Valor Company	Ajuste Free-Float Free-Float Adjust.	# Acciones # Shares	Cierre € Closing €	Capitalización € Capitalisation €	% Ponderación % Weighting
AGIL	AGILE CONTEN	60%	13.924.267	3,5000	48.734.934,5000	16,38
EIDF	EIDF	30%	12.542.331	3,8550	48.350.686,0050	16,25
ETC	ENERGY SOLAR	50%	13.475.688	3,1100	41.909.389,6800	14,08
GGR	GREENING	20%	5.820.455	6,3600	37.018.093,8000	12,44
FACE	FACEPHI BIO	90%	20.330.416	1,5950	32.427.013,5200	10,90
CLR	CLERHP ESTR.	50%	7.280.886	4,1300	30.070.059,1800	10,11
TR1	TIER1 TECHNO	40%	4.000.000	2,9400	11.760.000,0000	3,95
BST	BIOTECHNOLOG	50%	32.230.084	0,3400	10.958.228,5600	3,68
LLN	LLEIDANETWOR	60%	9.629.966	1,0200	9.822.565,3200	3,30
HLZ	HOLALUZ	30%	6.566.616	1,3900	9.127.596,2400	3,07
SAI	SUBSTRATE AI	60%	60.367.043	0,1270	7.666.614,4610	2,58
END	ENDURANCE MO	50%	5.069.314	1,1500	5.829.711,1000	1,96
CITY	INTERCITY	80%	3.776.134	0,5320	2.008.903,2880	0,68
SPH	SOLARPROFIT	20%	3.925.800	0,3800	1.491.804,0000	0,50
VANA	VANADI COFFE	80%	15.692.562	0,0242	379.760,0004	0,13

214.631.562

100,00

IBEX GROWTH MARKET 15 de cierre: 1.476,3 Capitalización tota IBEX GROWTH MARKET 15: 297.555.359,6544 €

% Ponderación IBEX GROWTH MARKET 15



Informe de ajuste IBEX GROWTH MARKET 15

IBEX GROWTH MARKET 15 adjustment report

22/11/2024 18:09:11

Indice antes de ajuste <i>Index before adjustment</i>	Indice después de ajuste <i>Index after adjustment</i>	Capitalización antes de ajuste <i>Market Capitalisation before adjustment</i>	Capitalización después de ajuste <i>Market Capitalisation after adjustment</i>	"J" de ajuste <i>"J" (Mkt. K2 - K1)</i>	Divisor IBEX GROWTH 15 <i>IBEX GROWTH 15 Divisor</i>
1.476,3	1.476,3	297.555.359,8140	297.555.359,6544	-0,1596	201.558

Símbolo <i>Sym.</i>	Títulos antes de ajuste <i>Shares before adjustment</i>	Títulos después de ajuste <i>Shares after adjustment</i>	Capitalización antes de ajuste <i>Capitalisation before adjustment</i>	Capitalización después de ajuste <i>Capitalisation after adjustment</i>	Diferencia de Capitalizaciones <i>Capitalisation difference</i>
CITY	75.522.686	3.776.134	2.008.903,4476	2.008.903,2880	-0,1596

Bajas en IBEX GROWTH MARKET 15

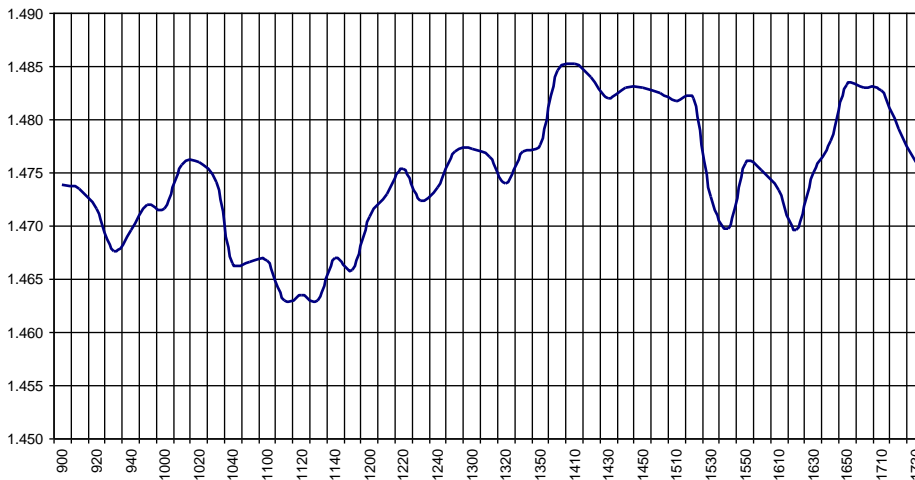
IBEX GROWTH MARKET 15 deletions

Altas en IBEX GROWTH MARKET 15

IBEX GROWTH MARKET 15 additions

IBEX Growth Market 15						Hora
						Time
Anterior	Previous	1.471,6	Máximo	Max	1.486,9	14:04:58
Inicial	Open	1.475,3	Mínimo	Min	1.457,1	11:51:49
Cierre	Close	1.476,3	Variación	Change	+4,7	
Medio	Mid	1.473,9	%Variación	%change	0,32%	

Valor medio del índice IBEX Growth Market 15 cada 10' (Index Average every 10')



Hechos Relevantes Públicos que afectan al IBEX GROWTH MARKET 15

Hechos Relevantes que afectan al cálculo del índice IBEX Growth Market 15

25/11/2024 CITY INTERCITY AJUSTE POR CONTRASPLIT 1*20

Relevant Facts related to IBEX GROWTH MARKET 15 index

Relevant Facts related to IBEX Growth Market 15 index calculation

25/11/2024 CITY INTERCITY ADJUSTMENT FOR REVERSE SPLIT 1*20