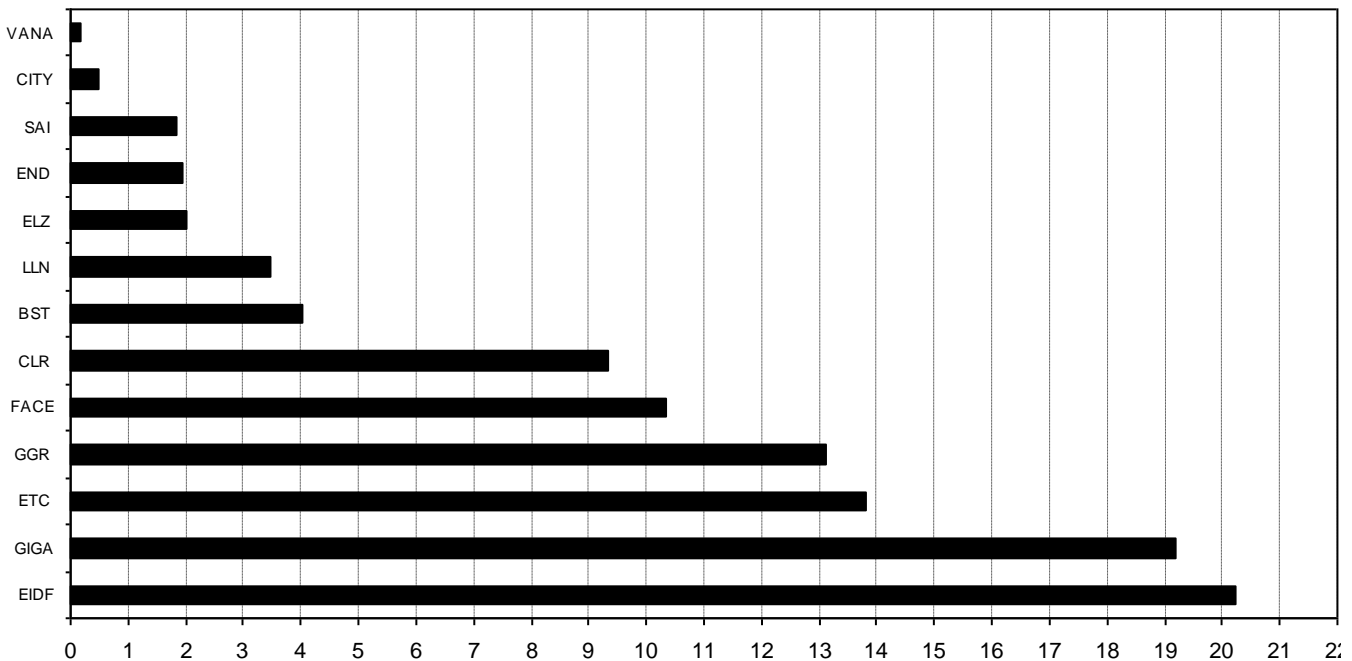


Composición del índice IBEX GROWTH MARKET 15 al cierre de: 20/09/2024 antes de ajuste
Index constituents of IBEX GROWTH MARKET 15 at the closing of: 20/09/2024 before adjustment

Cód. Sym.	Valor Company	Ajuste Free-Float Free-Float Adjust.	# Acciones # Shares	Cierre € Closing €	Capitalización € Capitalisation €	% Ponderación % Weighting
EIDF	EIDF	20%	11.852.941	5,0700	60.094.410,8700	20,22
GIGA	GIGAS HOSTIN	70%	8.151.056	7,0000	57.057.392,0000	19,20
ETC	ENERGY SOLAR	50%	13.416.394	3,0600	41.054.165,6400	13,81
GGR	GREENING	20%	5.820.455	6,7000	38.997.048,5000	13,12
FACE	FACEPHI BIO	90%	19.398.592	1,5850	30.746.768,3200	10,34
CLR	CLERHP ESTR.	50%	7.032.136	3,9500	27.776.937,2000	9,35
BST	BIOTECHNOLOG	60%	38.110.430	0,3150	12.004.785,4500	4,04
LLN	LLEIDANETWOR	60%	9.629.966	1,0700	10.304.063,6200	3,47
ELZ	ELZINC	40%	51.420.666	0,1170	6.016.217,9220	2,02
END	ENDURANCE MO	50%	4.893.401	1,1700	5.725.279,1700	1,93
SAI	SUBSTRATE AI	50%	50.305.870	0,1082	5.443.095,1340	1,83
CITY	INTERCITY	100%	34.353.358	0,0418	1.435.970,3644	0,48
VANA	VANADI COFFE	80%	12.192.562	0,0460	560.857,8520	0,19
266.577.827						100,00

IBEX GROWTH MARKET 15 de cierre: 1.525,6 Capitalización total IBEX GROWTH MARKET 15: 297.216.992,0424 €

% Ponderación IBEX GROWTH MARKET 15



Composición del índice IBEX GROWTH MARKET 15 al cierre de: 20/09/2024 después de ajuste

Index constituents of IBEX GROWTH MARKET 15 at the closing of: 20/09/2024 after adjustment

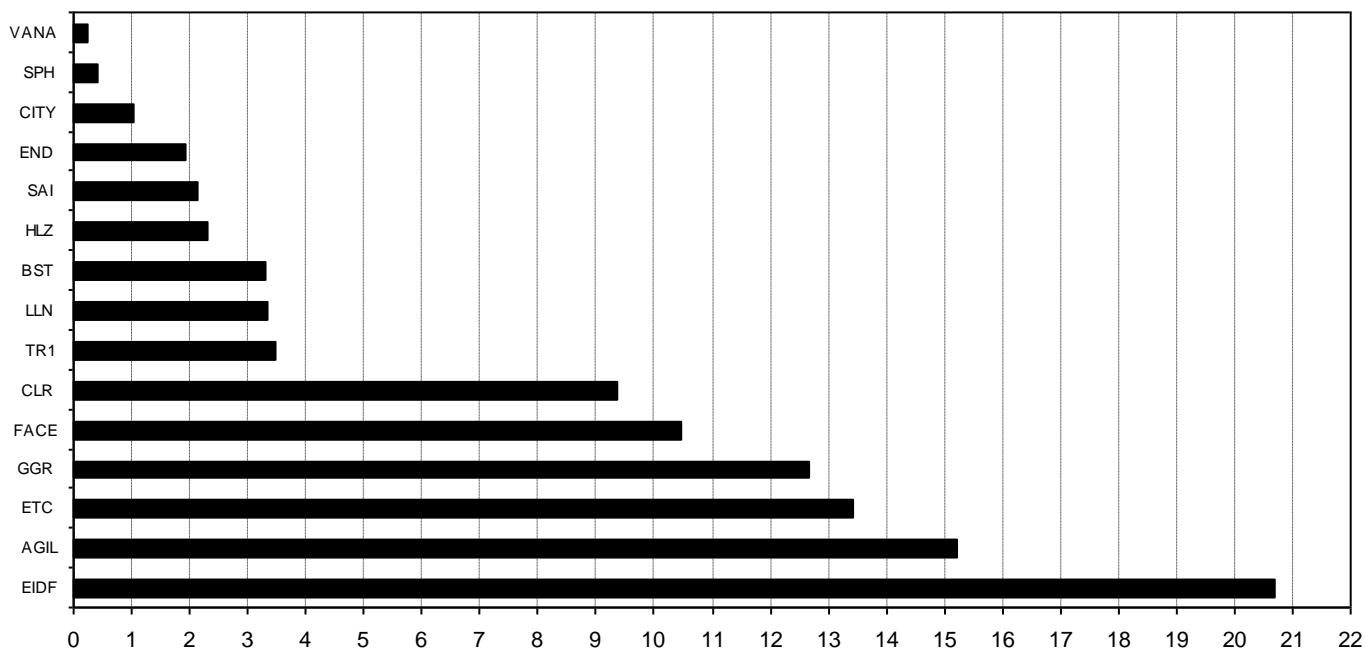
Cód. Sym.	Valor Company	Ajuste Free-Float Free-Float Adjust.	# Acciones # Shares	Cierre € Closing €	Capitalización € Capitalisation €	% Ponderación % Weighting
EIDF	EIDF	30%	12.542.331	5,0700	63.589.618,1700	20,68
AGIL	AGILE CONTEN	60%	13.924.267	3,3600	46.785.537,1200	15,22
ETC	ENERGY SOLAR	50%	13.475.688	3,0600	41.235.605,2800	13,41
GGR	GREENING	20%	5.820.455	6,7000	38.997.048,5000	12,68
FACE	FACEPHI BIO	90%	20.330.416	1,5850	32.223.709,3600	10,48
CLR	CLERHP ESTR.	50%	7.280.886	3,9500	28.759.499,7000	9,35
TR1	TIER1 TECHNO	40%	4.000.000	2,6800	10.720.000,0000	3,49
LLN	LLEIDANETWOR	60%	9.629.966	1,0700	10.304.063,6200	3,35
BST	BIOTECHNOLOG	50%	32.230.084	0,3150	10.152.476,4600	3,30
HLZ	HOLALUZ	30%	6.566.616	1,0850	7.124.778,3600	2,32
SAI	SUBSTRATE AI	60%	60.367.043	0,1082	6.531.714,0526	2,12
END	ENDURANCE MO	50%	5.069.314	1,1700	5.931.097,3800	1,93
CITY	INTERCITY	80%	75.522.686	0,0418	3.156.848,2748	1,03
SPH	SOLARPROFIT	20%	3.925.800	0,3200	1.256.256,0000	0,41
VANA	VANADI COFFE	80%	15.692.562	0,0460	721.857,8520	0,23

286.378.114

100,00

IBEX GROWTH MARKET 15 de cierre: 1.525,6 Capitalización tota IBEX GROWTH MARKET 15: 307.490.110,1294 €

% Ponderación IBEX GROWTH MARKET 15



Informe de ajuste IBEX GROWTH MARKET 15

IBEX GROWTH MARKET 15 adjustment report

20/09/2024 18:10:56

Indice antes de ajuste <i>Index before adjustment</i>	Indice después de ajuste <i>Index after adjustment</i>	Capitalización antes de ajuste <i>Market Capitalisation before adjustment</i>	Capitalización después de ajuste <i>Market Capitalisation after adjustment</i>	"J" de ajuste <i>"J" (Mkt. K2 - K1)</i>	Divisor IBEX GROWTH 15 <i>IBEX GROWTH 15 Divisor</i>
1.525,6	1.525,6	297.216.992,0424	307.490.110,1294	10.273.118,0870	201.558

Símbolo <i>Sym.</i>	Títulos antes de ajuste <i>Shares before adjustment</i>	Títulos después de ajuste <i>Shares after adjustment</i>	Capitalización antes de ajuste <i>Capitalisation before adjustment</i>	Capitalización después de ajuste <i>Capitalisation after adjustment</i>	Diferencia de Capitalizaciones <i>Capitalisation difference</i>
BST	38.110.430	32.230.084	12.004.785,4500	10.152.476,4600	-1.852.308,9900
CITY	34.353.358	75.522.686	1.435.970,3644	3.156.848,2748	1.720.877,9104
CLR	7.032.136	7.280.886	27.776.937,2000	28.759.499,7000	982.562,5000
EIDF	11.852.941	12.542.331	60.094.410,8700	63.589.618,1700	3.495.207,3000
END	4.893.401	5.069.314	5.725.279,1700	5.931.097,3800	205.818,2100
ETC	13.416.394	13.475.688	41.054.165,6400	41.235.605,2800	181.439,6400
FACE	19.398.592	20.330.416	30.746.768,3200	32.223.709,3600	1.476.941,0400
SAI	50.305.870	60.367.043	5.443.095,1340	6.531.714,0526	1.088.618,9186
VANA	12.192.562	15.692.562	560.857,8520	721.857,8520	161.000,0000

Bajas en IBEX GROWTH MARKET 15

IBEX GROWTH MARKET 15 deletions

ELZ	51.420.666	0	6.016.217,9220	0,0000	-6.016.217,9220
GIGA	8.151.056	0	57.057.392,0000	0,0000	-57.057.392,0000

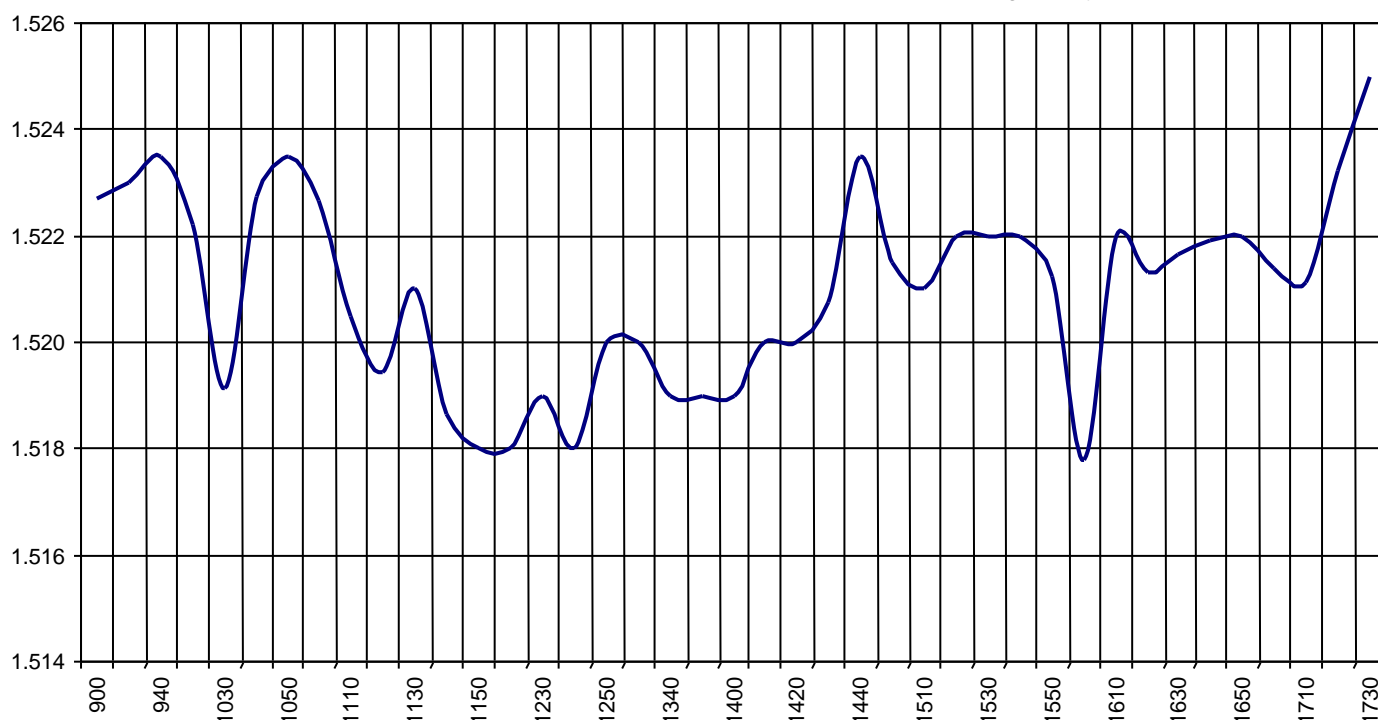
Altas en IBEX GROWTH MARKET 15

IBEX GROWTH MARKET 15 additions

AGIL	0	13.924.267	0,0000	46.785.537,1200	46.785.537,1200
HLZ	0	6.566.616	0,0000	7.124.778,3600	7.124.778,3600
SPH	0	3.925.800	0,0000	1.256.256,0000	1.256.256,0000
TR1	0	4.000.000	0,0000	10.720.000,0000	10.720.000,0000

IBEX Growth Market 15			Hora			
			Time			
Anterior	Previous	1.521,6	Máximo	Max	1.525,6	10:57:21
Inicial	Open	1.520,9	Mínimo	Min	1.515,9	10:40:24
Cierre	Close	1.525,6	Variación	Change	+4	
Medio	Mid	1.521,8	%Variación	%change	0,26%	

Valor medio del índice IBEX Growth Market 15 cada 10' (Index Average every 10')



Hechos Relevantes Públicos que afectan al IBEX GROWTH MARKET 15

Hechos Relevantes que afectan al cálculo del índice IBEX Growth Market 15

23/09/2024	AGIL	AGILE CONTEN	AJUSTE REV. IBEX GROWTH MARKET® 15 (INCLUSIÓN): +13.924.267 ACCS.
23/09/2024	BST	BIOTECHNOLOG	AJUSTE IBEX GROWTH MARKET® 15 (CAMBIO FF): -5.880.346 ACCS.
23/09/2024	CLR	CLERHP ESTR.	AJUSTE REV. IBEX GROWTH MARKET® 15: +248.750 ACCS.
23/09/2024	EIDF	EIDF	AJUSTE REV. IBEX GROWTH MARKET® 15 CAP 20%: +689.390 ACCS.
23/09/2024	ELZ	ELZINC	AJUSTE REV. IBEX GROWTH MARKET® 15 (EXCLUSIÓN)
23/09/2024	END	ENDURANCE MO	AJUSTE REV. IBEX GROWTH MARKET® 15: +175.913 ACCS.
23/09/2024	ETC	ENERGY SOLAR	AJUSTE REV. IBEX GROWTH MARKET® 15: +59.294 ACCS.
23/09/2024	FACE	FACEPHI BIO	AJUSTE REV. IBEX GROWTH MARKET® 15: +931.824 ACCS.
23/09/2024	GIGA	GIGAS HOSTIN	AJUSTE REV. IBEX GROWTH MARKET® 15 (EXCLUSIÓN)
23/09/2024	HLZ	HOLALUZ	AJUSTE REV. IBEX GROWTH MARKET® 15 (INCLUSIÓN): +6.566.616 ACCS.
23/09/2024	CITY	INTERCITY	AJUSTE IBEX GROWTH MARKET® 15 (CAMBIO FF): +41.169.328 ACCS.
23/09/2024	SPH	SOLARPROFIT	AJUSTE REV. IBEX GROWTH MARKET® 15 (INCLUSIÓN): +3.925.800 ACCS.
23/09/2024	SAI	SUBSTRATE AI	AJUSTE IBEX GROWTH MARKET® 15 (CAMBIO FF): +10.061.173 ACCS.
23/09/2024	TR1	TIER1 TECHNO	AJUSTE REV. IBEX GROWTH MARKET® 15 (INCLUSIÓN): +4.000.000 ACCS.
23/09/2024	VANA	VANADI COFFE	AJUSTE REV. IBEX GROWTH MARKET® 15: +3.500.000 ACCS.

Relevant Facts related to IBEX GROWTH MARKET 15 index

Relevant Facts related to IBEX Growth Market 15 index calculation

23/09/2024	AGIL	AGILE CONTEN	ADJUSTMENT REVIEW IBEX GROWTH MARKET® 15 (INCLUSION): +13.924.267 SHARES
23/09/2024	BST	BIOTECHNOLOG	ADJUSTMENT IBEX GROWTH MARKET® 15 (FF FACTOR CHANGE): -5.880.346 SHARES
23/09/2024	CLR	CLERHP ESTR.	ADJUSTMENT REVIEW IBEX GROWTH MARKET® 15: +248.750 SHARES
23/09/2024	EIDF	EIDF	ADJUSTMENT REVIEW IBEX GROWTH MARKET® 15 CAP 20%: +689.390 SHARES
23/09/2024	ELZ	ELZINC	ADJUSTMENT REVIEW IBEX GROWTH MARKET® 15 (EXCLUSION)
23/09/2024	END	ENDURANCE MO	ADJUSTMENT REVIEW IBEX GROWTH MARKET® 15: +175.913 SHARES
23/09/2024	ETC	ENERGY SOLAR	ADJUSTMENT REVIEW IBEX GROWTH MARKET® 15: +59.294 SHARES
23/09/2024	FACE	FACEPHI BIO	ADJUSTMENT REVIEW IBEX GROWTH MARKET® 15: +931.824 SHARES
23/09/2024	GIGA	GIGAS HOSTIN	ADJUSTMENT REVIEW IBEX GROWTH MARKET® 15 (EXCLUSION)
23/09/2024	HLZ	HOLALUZ	ADJUSTMENT REVIEW IBEX GROWTH MARKET® 15 (INCLUSION): +6.566.616 SHARES
23/09/2024	CITY	INTERCITY	ADJUSTMENT IBEX GROWTH MARKET® 15 (FF FACTOR CHANGE): +41.169.328 SHARES
23/09/2024	SPH	SOLARPROFIT	ADJUSTMENT REVIEW IBEX GROWTH MARKET® 15 (INCLUSION): +3.925.800 SHARES
23/09/2024	SAI	SUBSTRATE AI	ADJUSTMENT IBEX GROWTH MARKET® 15 (FF FACTOR CHANGE): +10.061.173 SHARES
23/09/2024	TR1	TIER1 TECHNO	ADJUSTMENT REVIEW IBEX GROWTH MARKET® 15 (INCLUSION): +4.000.000 SHARES
23/09/2024	VANA	VANADI COFFE	ADJUSTMENT REVIEW IBEX GROWTH MARKET® 15: +3.500.000 SHARES