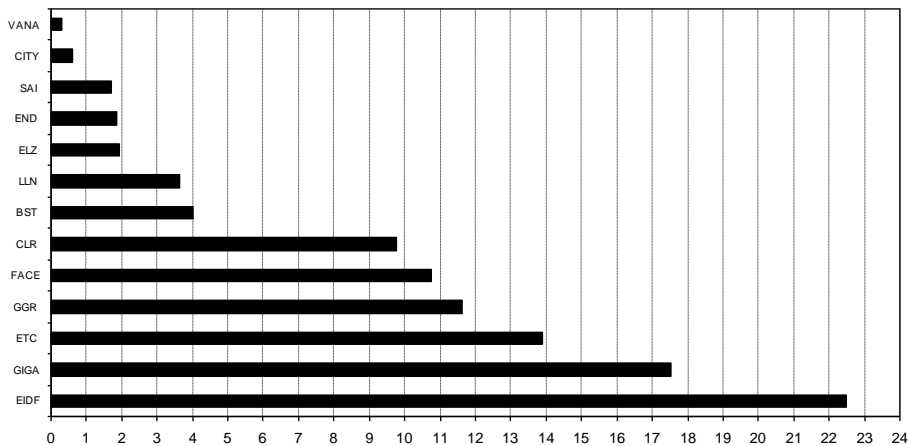


**Composición del índice IBEX GROWTH MARKET 15 al cierre de: 24/07/2024 antes de ajuste**  
*Index constituents of IBEX GROWTH MARKET 15 at the closing of: 24/07/2024 before adjustment*

Cód. Sym.	Valor Company	Ajuste Free-Float Free-Float Adjust.	# Acciones # Shares	Cierre € Closing €	Capitalización € Capitalisation €	% Ponderación % Weighting
EIDF	EIDF	20%	11.852.941	5,9600	70.643.528,3600	22,48
GIGA	GIGAS HOSTIN	70%	8.151.056	6,7500	55.019.628,0000	17,51
ETC	ENERGY SOLAR	50%	13.416.394	3,2500	43.603.280,5000	13,88
GGR	GREENING	20%	5.820.455	6,2800	36.552.457,4000	11,63
FACE	FACEPHI BIO	90%	19.398.592	1,7400	33.753.550,0800	10,74
CLR	CLERHP ESTR.	50%	7.032.136	4,3600	30.660.112,9600	9,76
BST	BIOTECHNOLOG	60%	38.110.430	0,3300	12.576.441,9000	4,00
LLN	LLEIDANETWOR	60%	9.629.966	1,1850	11.411.509,7100	3,63
ELZ	ELZINC	40%	51.420.666	0,1170	6.016.217,9220	1,91
END	ENDURANCE MO	50%	4.893.401	1,1900	5.823.147,1900	1,85
SAI	SUBSTRATE AI	50%	35.983.037	0,1496	5.383.062,3352	1,71
CITY	INTERCITY	100%	34.353.358	0,0550	1.889.434,6900	0,60
VANA	VANADI COFFE	80%	12.192.562	0,0738	899.811,0756	0,29
						<b>252.254.994</b>
						<b>100,00</b>

**IBEX GROWTH MARKET 15 de cierre: 1.623,9 Capitalización total IBEX GROWTH MARKET 15: 314.232.182,1228€**

% Ponderación IBEX GROWTH MARKET 15



## Composición del índice IBEX GROWTH MARKET 15 al cierre de: 24/07/2024 después de ajuste

Index constituents of IBEX GROWTH MARKET 15 at the closing of: 24/07/2024 after adjustment

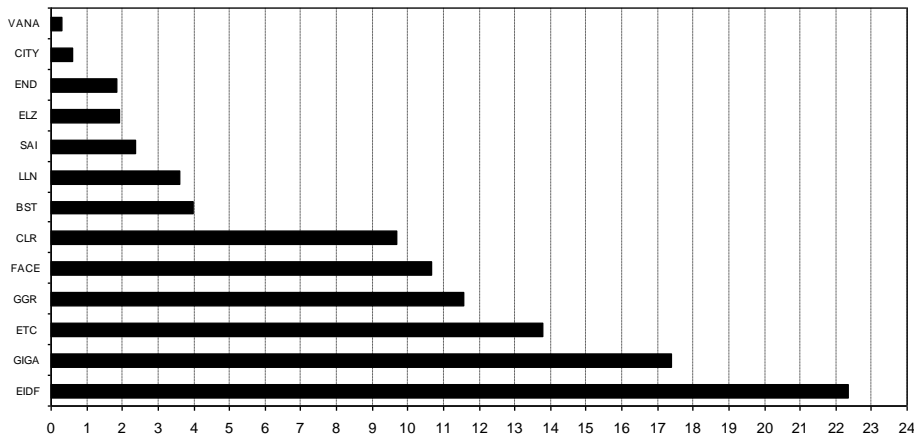
Cód. Sym.	Valor Company	Ajuste Free-Float Free-Float Adjust.	# Acciones # Shares	Cierre € Closing €	Capitalización € Capitalisation €	% Ponderación % Weighting
EIDF	EIDF	20%	11.852.941	5,9600	70.643.528,3600	22,33
GIGA	GIGAS HOSTIN	70%	8.151.056	6,7500	55.019.628,0000	17,39
ETC	ENERGY SOLAR	50%	13.416.394	3,2500	43.603.280,5000	13,78
GGR	GREENING	20%	5.820.455	6,2800	36.552.457,4000	11,55
FACE	FACEPHI BIO	90%	19.398.592	1,7400	33.753.550,0800	10,67
CLR	CLERHP ESTR.	50%	7.032.136	4,3600	30.660.112,9600	9,69
BST	BIOTECHNOLOG	60%	38.110.430	0,3300	12.576.441,9000	3,98
LLN	LLEIDANETWOR	60%	9.629.966	1,1850	11.411.509,7100	3,61
SAI	SUBSTRATE AI	50%	50.305.870	0,1496	7.525.758,1520	2,38
ELZ	ELZINC	40%	51.420.666	0,1170	6.016.217,9220	1,90
END	ENDURANCE MO	50%	4.893.401	1,1900	5.823.147,1900	1,84
CITY	INTERCITY	100%	34.353.358	0,0550	1.889.434,6900	0,60
VANA	VANADI COFFE	80%	12.192.562	0,0738	899.811,0756	0,28

266.577.827

100,00

IBEX GROWTH MARKET 15 de cierre: 1.623,9 Capitalización tota IBEX GROWTH MARKET 15: 316.374.877,9396 €

% Ponderación IBEX GROWTH MARKET 15



# Informe de ajuste IBEX GROWTH MARKET 15

## IBEX GROWTH MARKET 15 adjustment report

24/07/2024 18:09:35

Indice antes de ajuste <i>Index before adjustment</i>	Indice después de ajuste <i>Index after adjustment</i>	Capitalización antes de ajuste <i>Market Capitalisation before adjustment</i>	Capitalización después de ajuste <i>Market Capitalisation after adjustment</i>	"J" de ajuste <i>"J" (Mkt. K2 - K1)</i>	Divisor IBEX GROWTH 15 <i>IBEX GROWTH 15 Divisor</i>
1.623,9	1.623,9	314.232.182,1228	316.374.877,9396	2.142.695,8168	194.824

Símbolo <i>Sym.</i>	Títulos antes de ajuste <i>Shares before adjustment</i>	Títulos después de ajuste <i>Shares after adjustment</i>	Capitalización antes de ajuste <i>Capitalisation before adjustment</i>	Capitalización después de ajuste <i>Capitalisation after adjustment</i>	Diferencia de Capitalizaciones <i>Capitalisation difference</i>
SAI	35.983.037	50.305.870	5.383.062,3352	7.525.758,1520	2.142.695,8168

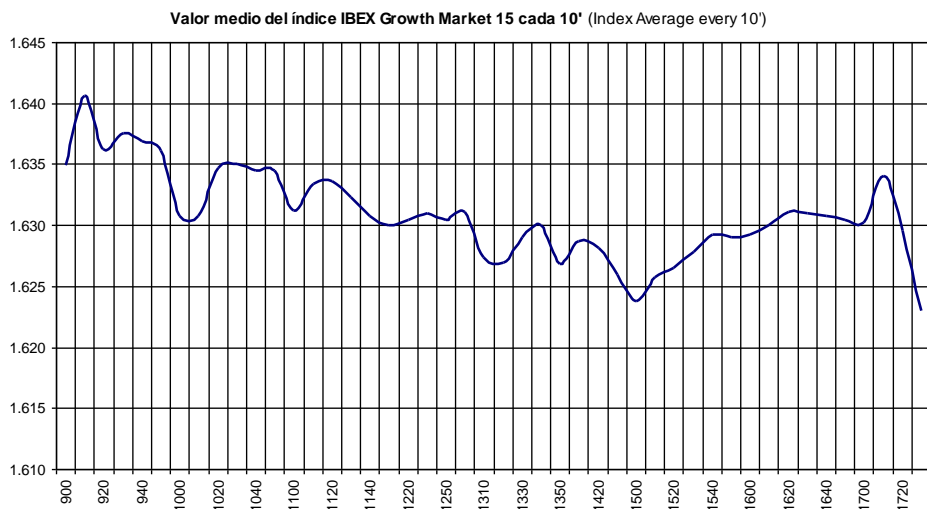
### Bajas en IBEX GROWTH MARKET 15

IBEX GROWTH MARKET 15 deletions

### Altas en IBEX GROWTH MARKET 15

IBEX GROWTH MARKET 15 additions

<b>IBEX Growth Market 15</b>					<b>Hora</b>	
					Time	
<b>Anterior</b>	Previous	1.618,1	<b>Máximo</b>	Max	1.646,1	09:04:19
<b>Inicial</b>	Open	1.624,1	<b>Mínimo</b>	Min	1.623,0	15:07:09
<b>Cierre</b>	Close	1.623,9	<b>Variación</b>	Change	+5,8	
<b>Medio</b>	Mid	1.633,1	<b>%Variación</b>	%change	0,36%	



**Hechos Relevantes Públicos que afectan al IBEX GROWTH MARKET 15**

**Hechos Relevantes que afectan al cálculo del índice IBEX Growth Market 15**

25/07/2024 SAI SUBSTRATE AI AJUSTE POR INTEGRACIÓN DE 14.322.833 ACCS.

**Relevant Facts related to IBEX GROWTH MARKET 15 index**

**Relevant Facts related to IBEX Growth Market 15 index calculation**

25/07/2024 SAI SUBSTRATE AI ADJUSTMENT FOR INTEGRATION OF 14,322,833 SHARES