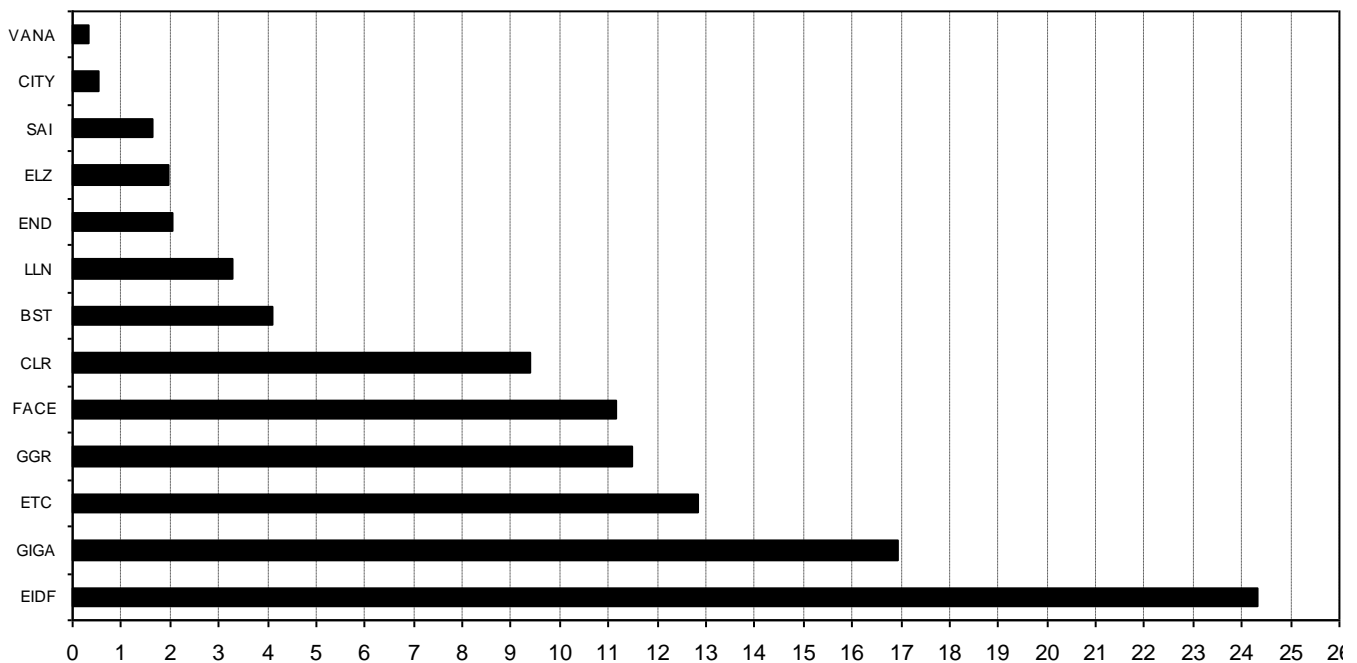


Composición del índice IBEX GROWTH MARKET 15 al cierre de: 11/07/2024 antes de ajuste
Index constituents of IBEX GROWTH MARKET 15 at the closing of: 11/07/2024 before adjustment

Cód. Sym.	Valor Company	Ajuste Free-Float Free-Float Adjust.	# Acciones # Shares	Cierre € Closing €	Capitalización € Capitalisation €	% Ponderación % Weighting
EIDF	EIDF	20%	11.852.941	6,6200	78.466.469,4200	24,34
GIGA	GIGAS HOSTIN	70%	8.151.056	6,7000	54.612.075,2000	16,94
ETC	ENERGY SOLAR	50%	13.416.394	3,0800	41.322.493,5200	12,82
GGR	GREENING	20%	5.820.455	6,3600	37.018.093,8000	11,48
FACE	FACEPHI BIO	90%	19.398.592	1,8550	35.984.388,1600	11,16
CLR	CLERHP ESTR.	50%	7.032.136	4,3100	30.308.506,1600	9,40
BST	BIOTECHNOLOG	60%	38.110.430	0,3475	13.243.374,4250	4,11
LLN	LLEIDANETWOR	60%	9.629.966	1,1050	10.641.112,4300	3,30
END	ENDURANCE MO	50%	4.893.401	1,3400	6.557.157,3400	2,03
ELZ	ELZINC	40%	51.420.666	0,1225	6.299.031,5850	1,95
SAI	SUBSTRATE AI	50%	35.983.037	0,1460	5.253.523,4020	1,63
CITY	INTERCITY	100%	34.353.358	0,0496	1.703.926,5568	0,53
VANA	VANADI COFFE	80%	10.241.782	0,0994	1.018.033,1308	0,32
250.304.214						100,00

IBEX GROWTH MARKET 15 de cierre: 1.667,3 Capitalización total IBEX GROWTH MARKET 15: 322.428.185,1296 €

% Ponderación IBEX GROWTH MARKET 15



Composición del índice IBEX GROWTH MARKET 15 al cierre de: 11/07/2024 después de ajuste

Index constituents of IBEX GROWTH MARKET 15 at the closing of: 11/07/2024 after adjustment

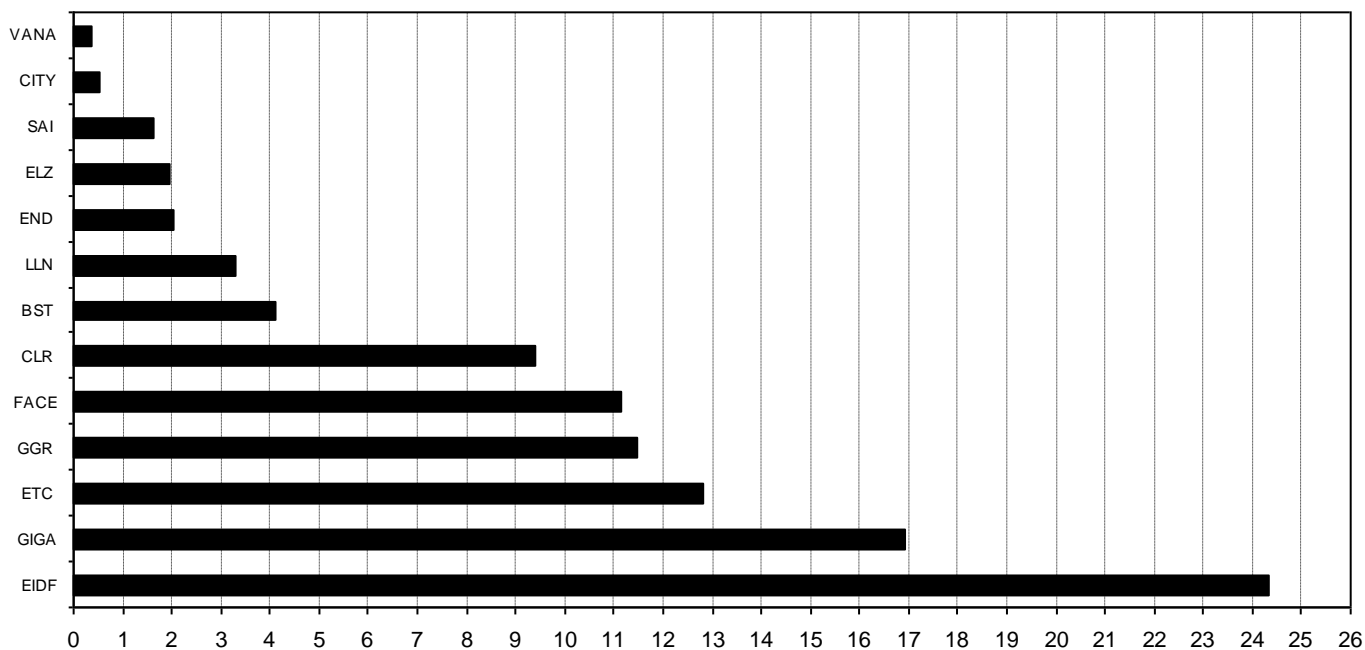
Cód. Sym.	Valor Company	Ajuste Free-Float Free-Float Adjust.	# Acciones # Shares	Cierre € Closing €	Capitalización € Capitalisation €	% Ponderación % Weighting
EIDF	EIDF	20%	11.852.941	6,6200	78.466.469,4200	24,32
GIGA	GIGAS HOSTIN	70%	8.151.056	6,7000	54.612.075,2000	16,93
ETC	ENERGY SOLAR	50%	13.416.394	3,0800	41.322.493,5200	12,81
GGR	GREENING	20%	5.820.455	6,3600	37.018.093,8000	11,47
FACE	FACEPHI BIO	90%	19.398.592	1,8550	35.984.388,1600	11,15
CLR	CLERHP ESTR.	50%	7.032.136	4,3100	30.308.506,1600	9,39
BST	BIOTECHNOLOG	60%	38.110.430	0,3475	13.243.374,4250	4,10
LLN	LLEIDANETWOR	60%	9.629.966	1,1050	10.641.112,4300	3,30
END	ENDURANCE MO	50%	4.893.401	1,3400	6.557.157,3400	2,03
ELZ	ELZINC	40%	51.420.666	0,1225	6.299.031,5850	1,95
SAI	SUBSTRATE AI	50%	35.983.037	0,1460	5.253.523,4020	1,63
CITY	INTERCITY	100%	34.353.358	0,0496	1.703.926,5568	0,53
VANA	VANADI COFFE	80%	12.192.562	0,0994	1.211.940,6628	0,38

252.254.994

100,00

IBEX GROWTH MARKET 15 de cierre: 1.667,3 Capitalización tota IBEX GROWTH MARKET 15: 322.622.092,6616 €

% Ponderación IBEX GROWTH MARKET 15



Informe de ajuste IBEX GROWTH MARKET 15

IBEX GROWTH MARKET 15 adjustment report

11/07/2024 18:09:48

Indice antes de ajuste <i>Index before adjustment</i>	Indice después de ajuste <i>Index after adjustment</i>	Capitalización antes de ajuste <i>Market Capitalisation before adjustment</i>	Capitalización después de ajuste <i>Market Capitalisation after adjustment</i>	"J" de ajuste <i>"J" (Mkt. K2 - K1)</i>	Divisor IBEX GROWTH 15 <i>IBEX GROWTH 15 Divisor</i>
1.667,3	1.667,3	322.428.185,1296	322.622.092,6616	193.907,5320	193.504

Símbolo <i>Sym.</i>	Títulos antes de ajuste <i>Shares before adjustment</i>	Títulos después de ajuste <i>Shares after adjustment</i>	Capitalización antes de ajuste <i>Capitalisation before adjustment</i>	Capitalización después de ajuste <i>Capitalisation after adjustment</i>	Diferencia de Capitalizaciones <i>Capitalisation difference</i>
VANA	10.241.782	12.192.562	1.018.033,1308	1.211.940,6628	193.907,5320

Bajas en IBEX GROWTH MARKET 15

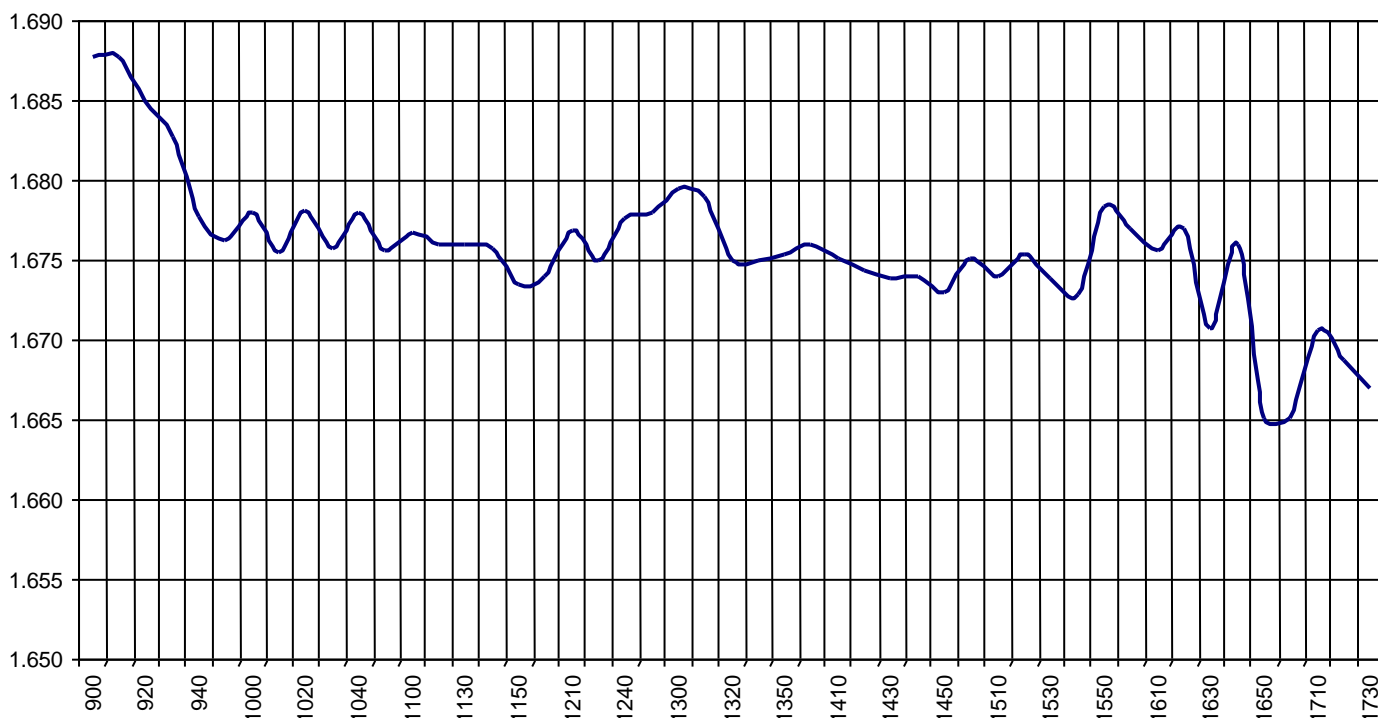
IBEX GROWTH MARKET 15 deletions

Altas en IBEX GROWTH MARKET 15

IBEX GROWTH MARKET 15 additions

IBEX Growth Market 15			Hora			
			Time			
Anterior	Previous	1.687,8	Máximo	Max	1.690,1	09:02:26
Inicial	Open	1.687,6	Mínimo	Min	1.655,9	16:54:05
Cierre	Close	1.667,3	Variación	Change	-20,5	
Medio	Mid	1.675,6	%Variación	%change	-1,21%	

Valor medio del índice IBEX Growth Market 15 cada 10' (Index Average every 10')



Hechos Relevantes Públicos que afectan al IBEX GROWTH MARKET 15

Hechos Relevantes que afectan al cálculo del índice IBEX Growth Market 15

12/07/2024 VANA VANADI COFFE AJUSTE POR INTEGRACIÓN DE 1.950.780 ACCIONES

Relevant Facts related to IBEX GROWTH MARKET 15 index

Relevant Facts related to IBEX Growth Market 15 index calculation

12/07/2024 VANA VANADI COFFE ADJUSTMENT FOR INTEGRATION OF 1,950,780 SHARES